

IDENTIFICATION

Species: *Panicum hallii*

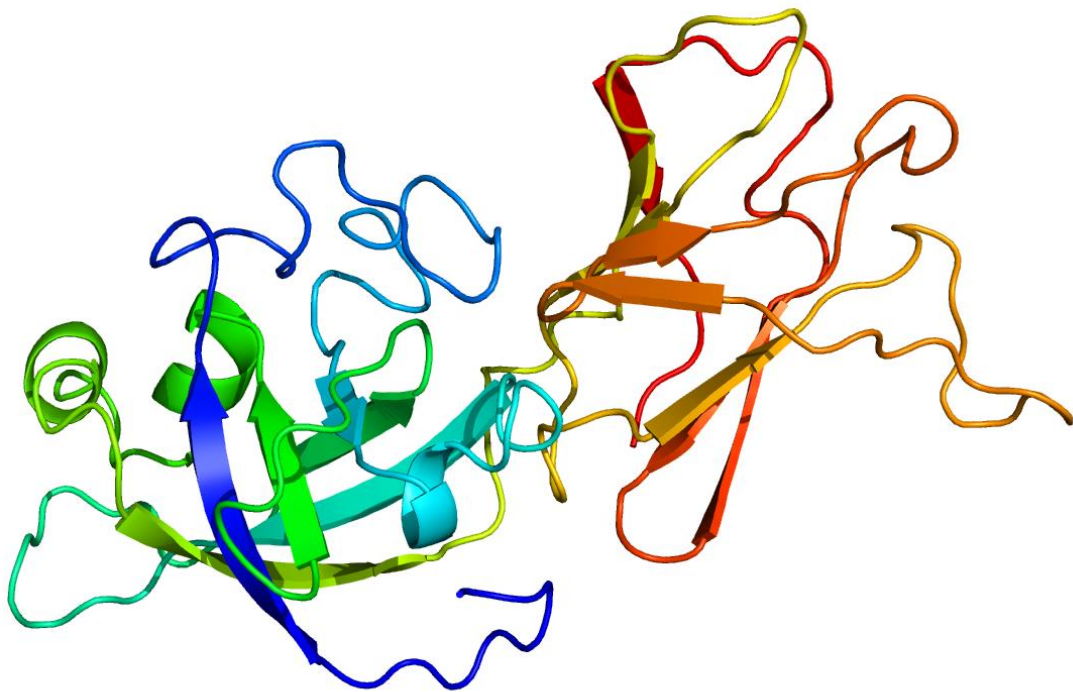
Locus: Pahal.9G389000

Gene Model: Pahal.9G389000.1.p

Description: PhEXPB-26

Family: Beta Expansin

3D structure:



GENOME DATABASES

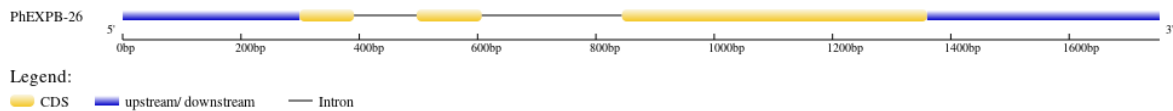
Phytozome: https://phytozome-next.jgi.doe.gov/info/Phallii_v3_1

KEGG: <https://www.genome.jp/entry/T07366>

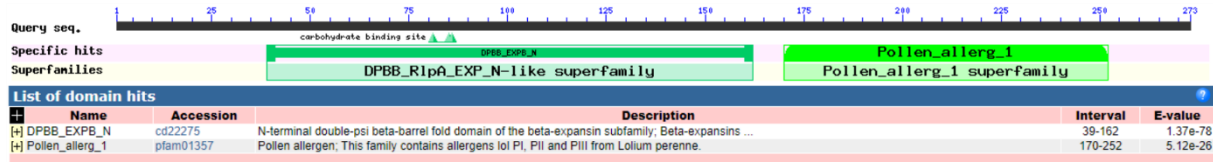
EXTERNAL RESOURCES

-

GENE STRUCTURE



DOMAIN ARCHITECTURE



SEQUENCES

Peptide

>PhEXPB-26

MMPAAVIVSSSKVAAAALAVLFAVLASYAEAAKPGGGWLPKATWYGAPNGAGP
DDNGGACGFKHTNQYPYMSMTSCGNEPLFKDGKGCACGYQIRCLNSTHDACSGRA
KRVIITDMNYYPVSKYHFDLSGTAFGAMAKTGLNDKLRHAGILDIQFRRVPCNYKGL
TVNFRVQVGSNPNYFAVLVQYAGKDGAVVQVDLMETDGATGRPTGAWTPMRVSW
GAVWRLDTSRPLRAPFSLRIRSDSGKTLVADNVIPADWKPMTDYPSSVQFP*

CDS (coding sequence)

>PhEXPB-26

ATGATGCCAGCCGCCGTGATCGTCTCCTCATCCAAGGTGGCTGCTGCGGCACTCG
CCGTCGCGCTGTTCCGCCGTGCTTGCCCTCGTACGCCGAGGCCGCGAAGCCCGGCGG
CGGCTGGCTCCCCGCCAAGGCCACCTGGTACGGCGCGCCCAACGGTGCCGGCCCC
GACGACAACGGCGGCGCGTGCGGGTTCAAGCACACCAACCAGTACCCCTACATG
TCCATGACGTCGTGCGGGAACGAGCCCCTGTTCAAGGACGGCAAGGGCTGCGGC
GCGTGCTACCAGATACGGTGCCTGAACAGCACCCACGACGCGTGCTCCGGCCGG
GCGAAGCGCGTGATCATAACGGACATGAACTACTACCCGGTGTCCAAGTACCACT
TCGACCTCAGCGGCACAGCGTTCGGCGCCATGGCCAAGACGGGGCTCAACGACA
AGCTCCGGCACGCCGGCATCCTGGACATCCAGTTCGGGCGGGTGCCCTGCAACTA
CAAGGGCCTGACCGTCAACTTCCGCGTCCAGGTGGGGTCCAACCCCACTACTTC
GCCGTGCTGGTGCAGTACGCCGGCAAGGACGGCGCCGTGGTGCAGGTTCGACCTC
ATGGAGACCGACGGCGCCACGGGGCGGCCGACGGGGGCGTGGACGCCGATGCGC
GTGTCGTGGGGCGCCGTGTGGCGGCTGGACACCAGCCGCCCGCTGCGGGCGCCCT
TCTCGCTGCGCATCCGCAGCGACTCCGGCAAGACGCTGGTGGCCGACAACGTCAT
CCCGGCGGACTGGAAGCCCATGACCGACTACCCATCCTCCGTCCAGTTCCTCTGA

Nucleotide

>PhEXPB-26

ACGGCAACGTCCGATGTGGCGACGACTACCGATGCTGCCAGCTGCTCGATCAA
CTCCTCTCTTTGCCAGCCCATCCAGCTGCTTAATTGCCCGCCTATAAGAACACCG
GCAGCTAGCCTCGTTCCTTCCATCACCAGAGCACAACACAGATCGAGCAAGTAC

ATTAGTACGGAGTAGTAGGCTAGTAGCTTACAAAGCTGATCAGATCGATGGCAGC
TGCCCTCGTTGTTGGGCTCCTCGCCGTGCTTGTGCGCATGGCGCCCGCGCGCAGC
CAGCGAACCACACCTCCTCCGCCGTCCGCCAACTCCGCGGCTCCGGCGGCGGCTG
GCTCCCGGCCAAGGCCACCTGGTACGGCGCGCCCAACGGCGCCGGCCCCGACGA
CAACGGTATGTACACGCGTTGCTGTCGTGTTTACAAGCTGGTTTCGCATGCATGCC
ATCCGAGCAATGCCGTGGCTGACATTGTGTTGTGCATCCGGTTCTTCTTCTGCAGG
TGGCGCGTGTGGGTTCAAGGGCACCAACCAGTACCCCTTCATGTCCATGACGTCG
TGCGGCAACCAGCCCCTGTTCAAGGACGGCCAGGGCTGCGGGCGCATGCTACGAG
GTAATTACGGTTAAATTACTIONCGTCCACTTTGTCCTGATCATTTAATCCTGATCGGT
CAAACGTATAAACCTATTAGTATAAACAGAGTAGTAGGAGCAGCCAGGACTAG
TAGATTTTTTCTCGAGGTTAACGACATTGTTGAGTACTCCACAGACCCCACTAGG
AGAGTAGTTGAATTCGTGCGGTCAAACCTCAACATGCCTAGCGCATCTTTTCACGT
TCTGCTTAAACTTCAGGTAAAGTGCACCAGTAAGAACAACCCCGCCTGCTCCGGC
CAGCCCAAGCGGGTGATGATCACGGACATGAACTACTACCCGGTGGCCAAGTAC
CACTTCGACCTCAGCGGCACCGCGTTCGGCGCCCTGGCGAGGCCGGGCCTCAACG
ACAAGCTCCGCCACGCCGGCATCATCGACATCCAGTTCCGGAGGGTGCCCTGCGA
CCACCGGGGGCTCACCATCAACTTCCACGTGGAGCAGGGCTCCAACCCCGTCTAC
CTCGCGGTGCTGGTTCGAGTACGCCAACAAGGCAGGGACCGTGCTGCAGATGGAC
CTCCGCGAGTCCGGCTCGCGCTACTGGACCCCGATGCGGGCGCTCCTGGGGCTCCG
TCTGGCGCCTGGACTCCAACCACCCGCTGAGGGCGCCCTTCTCGCTGCGCATCCG
CGGCGAGCCCCGCAAGCCGCTCGTGGCCTACAACGTATCCCGGCCAACTGGAG
GCCCAACACCGACTACCGCTCCTACGTCCAGTTCAACTGAGCGCATGACGATGAT
CATTCTGTAGGCATACATTGCTGGTTCGGTTGTTGATTTATTTGTCTTTAATTTGTG
CGGGCACTTGGGAGGCGTGGGAAATGGAGGAGGCAAAGTGTTTTATACATATGT
GCTCTCCCGCCCACCGCCCAAAGTGTGTGCAAGTACAACCTGGTGTGCGTCCGATT
ACTAGAGTGATATACTGTAGTGTGTAACCAAATCACGAGGTTATGCATCGTCAAT
GGATTTATTAATAACTACTTTGCCGATCACATGTTTCTGATTATTCTACCAGATGT
GGATCCGCTGCGCACTTGCAATCTATGAGCTTTTCAGATCACAGTAGAACTGCA
TTGCATTGTCTATATTTGTAGAGGTACTIONGTGACACATGCTGGTTAG