

IDENTIFICATION

Species: *Panicum hallii* HAL

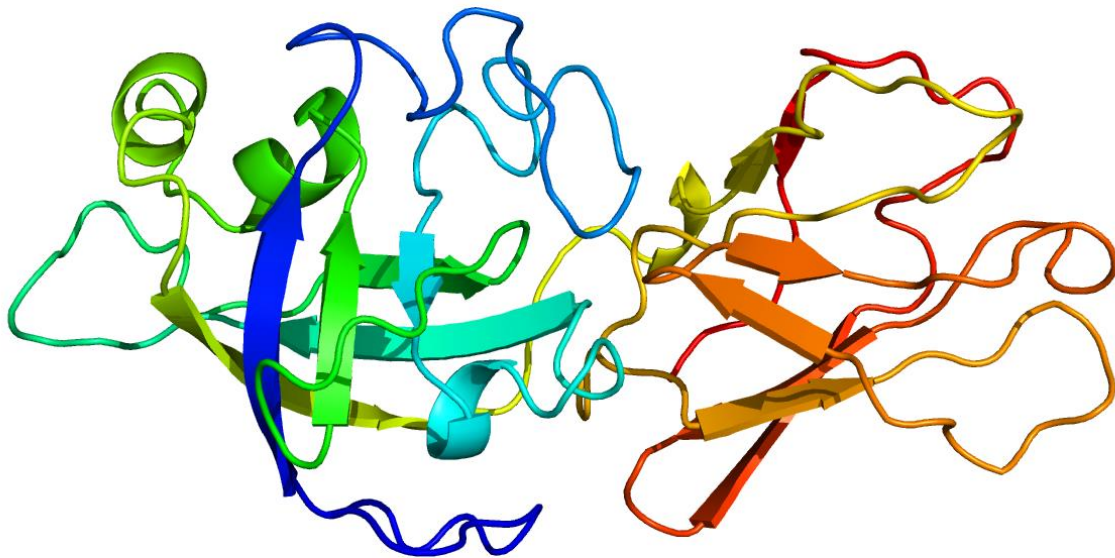
Locus: PhHAL.9G404300

Gene Model: PhHAL.9G404300.1.p

Description: PhhEXPB-22

Family: Beta Expansin

3D structure:



GENOME DATABASES

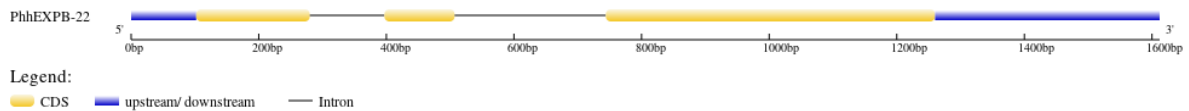
Phytozome: https://phytozome-next.jgi.doe.gov/info/PhalliiHAL_v2_1

KEGG:-

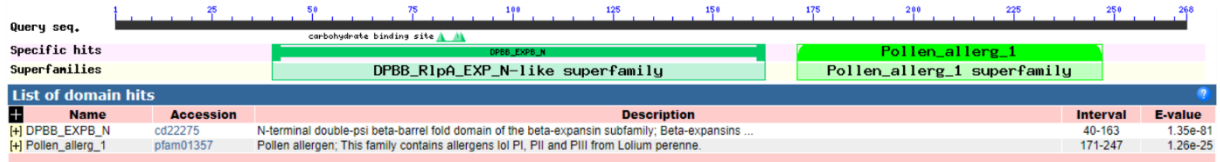
EXTERNAL RESOURCES

-

GENE STRUCTURE



DOMAIN ARCHITECTURE



SEQUENCES

Peptide

>PhhEXPB-22

MAAALVAGLLAVLVAHGARAQPANHTSSAVRQLRGSGGGWLPAKATWYGAPNGA
GPDDNNGACGFKGTNQYPFMSMTSCGNQPLFKDGQGCGACYEVKCTSKNNPACSG
QPKRVMITDMNYYPVAKYHFDLSGTAFGALARPGLNDKLRHAGIIDIQFRRVPCDHR
GLTINFHVEQGSNPVYLAVLVEYANKAGTVLQMDLRESGSRYWTPMRRSWGSVWR
LDSNHPLRAPFSLRIRGEPRKPLVAYNVIPANWRPNTDYRSYVQFN*

CDS (coding sequence)

>PhhEXPB-22

ATGGCAGCTGCCCTCGTTGCTGGGCTCCTCGCCGTGCTTGTCGCGCATGGCGCCC
GCGCGCAGCCGGCGAACACACCTCCTCCGCCGTCCGCCAACTCCGCGGCTCCGG
CGGCGGCTGGCTCCCGGCCAAGGCCACCTGGTACGGCGCGCCCAACGGCGCCGG
CCCCGACGACAACGGTGGCGCGTGTGGGTTCAAGGGCACCAACCAGTACCCCTTC
ATGTCCATGACGTCGTGCGGAACCAGCCCCTGTTCAAGGACGGCCAGGGCTGCG
GCGCATGCTACGAGGTAAAGTGCACCAGTAAGAACAACCCCGCCTGCTCCGGCC
AGCCAAGCGGGTGATGATCACGGACATGAACACTACCCGGTGGCCAAGTACC
ACTTCGACCTCAGCGGCACCGGCTTCGGCGCCCTGGCGAGGCGGGCCTCAACGA
CAAGCTCCGCCACGCCGGCATCATCGACATCCAGTTCGGGAGGGTGCCCTGCGAC
CACCGGGGGCTCACCATCAACTTCCACGTGGAGCAGGGCTCCAACCCCGTCTACC
TCGCGGTGCTGGTCGAGTACGCCAACAAGGCGGGGACCGTGCTGCAGATGGACC
TCCGCGAGTCCGGCTCGCGCTACTGGACCCCGATGCGGCGCTCCTGGGGCTCCGT
CTGGCGCCTGGACTCCAACCACCCGCTGAGGGCGCCCTTCTCGCTGCGCATCCGC
GGCGAGCCCCGCAAGCCGCTCGTGGCCTACAACGTCATCCCGGCCAACTGGAGG
CCCAACACCGACTACCGTCTCTACGTCCAGTTCAACTGA

Nucleotide

>PhhEXPB-22

GCAGCTAGCCTCGTTCCTTCCCATCACCAGAGCACAAACACAGATCGAGCAAGTAC
ATTAGTACGGAGTAGTAGGCTAGTAGCTTACAAAGCTGATCAGATCGATGGCAGC
TGCCCTCGTTGCTGGGCTCCTCGCCGTGCTTGTCGCGCATGGCGCCCGCGCGCAG

CCGGCGAACCACACCTCCTCCGCCGTCCGCCAACTCCGCGGCTCCGGCGGGCGGCT
GGCTCCCGGCCAAGGCCACCTGGTACGGCGCGCCCAACGGCGCCGGCCCCGACG
ACAACGGTATGTACACGCGTTGCTGTTGCTGTCGTGTCGTGTTTACAAGCTGGTTT
CGCATGCATGCCATCCGAGCAATGCCGTGGCTGACATTGTGTTGTGCATCCGGTT
CTTCTTCTGCAGGTGGCGCGTGTGGGTTCAAGGGCACCAACCAGTACCCCTTCAT
GTCCATGACGTCGTGCGGCAACCAGCCCCTGTTCAAGGACGGCCAGGGCTGCGGC
GCATGCTACGAGGTAATTACGGTTAAATTACCCGTCCACTTTGTCCTGATCATTTA
ATCCTGATCGGTCAAACGTATAAACCTATTAGTATAAACAGAGTAGTAGGAGCA
GCCAGGACTAGTAGATTTTTTTCCTCGAGGTTAACGACATTGTTGAATACTCCCA
GACCCCACTAGGAGAGTAGTTGAATTCGTGCGGTCAACCTCAACATGCCTAGCGC
ATCTTTTACGTTCTGCTTAACTTCAGGTAAAGTGCACCAGTAAGAACAACCCC
GCCTGCTCCGGCCAGCCCAAGCGGGTGATGATCACGGACATGAACTACTACCCGG
TGGCCAAGTACCACTTCGACCTCAGCGGCACCGCGTTCCGGCGCCCTGGCGAGGCC
GGGCCTCAACGACAAGCTCCGCCACGCCGGCATCATCGACATCCAGTTCCGGAGG
GTGCCCTGCGACCACCGGGGCTCACCATCAACTTCCACGTGGAGCAGGGCTCCA
ACCCCGTCTACCTCGCGGTGCTGGTCGAGTACGCCAACAAAGGCGGGGACCGTGCT
GCAGATGGACCTCCGCGAGTCCGGCTCGCGCTACTGGACCCCGATGCGGCGCTCC
TGGGGCTCCGTCTGGCGCCTGGACTCCAACCACCCGCTGAGGGCGCCCTTCTCGC
TGCGCATCCGCGGCGAGCCCCGCAAGCCGCTCGTGGCCTACAACGTCATCCCGGC
CAACTGGAGGCCAACACCGACTACCGCTCCTACGTCCAGTTCAACTGAGCGCAT
GACGATGATCATTCTGTAGGCATACATTGCTGGTTCCGGTTGTTGATTTATTTGTCT
TTAATTTGTGCGGGCACTTGGGAGGCGTGGGAAATGGAGGAGGCAAAGTGTTTTA
TACATATGTGCTCTCCCGCCCACCGCCAAAGTGTGTGCAAGTACAAGGTGTGCGT
CCGATTACTAGAGTGATATACTGTAGTGTGTAACCAGATCACGAGGTTATGCATC
GTCAATGGATTTATTAATAACTACTTTGCCGATCACATGTTTCTGATTATTCTACC
AGATGTGGATCCGCTGCGCACTTGCAATCTATGAGCTTTTCAGATCACAGTAGAA
ACTGCATTGCATTG