

IDENTIFICATION

Species: *Salix purpurea*

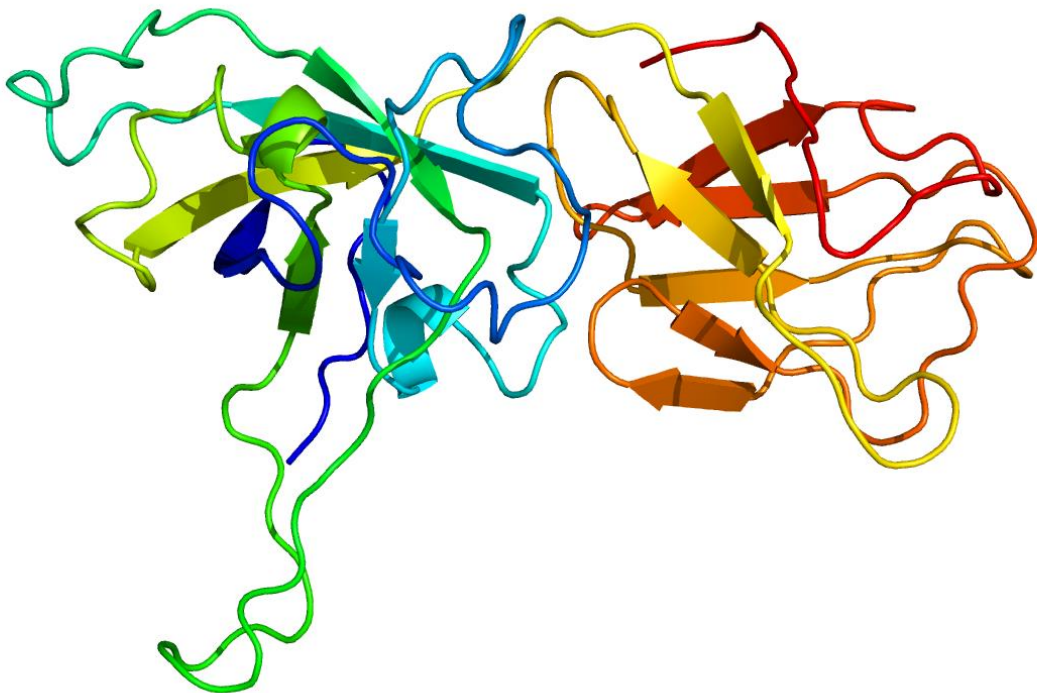
Locus: Sapur.008G044600

Gene Model: Sapur.008G044600.1.p

Description: SprEXPA-11

Family: Alpha Expansin

3D structure:



GENOME DATABASES

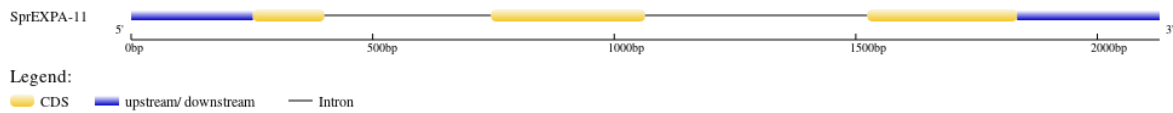
Phytozome: https://phytozome-next.jgi.doe.gov/info/Spurpurea_v5_1

KEGG:-


EXTERNAL RESOURCES

-

GENE STRUCTURE



DOMAIN ARCHITECTURE



SEQUENCES

Peptide

>SprEXPA-11

MAAGAVISTISLVLLLSLAEARIPGVYTGGAWQSAHATFYGGSDASGTMGGACGYG
NLYSQGYGVNTAALSTALFNGLSCGACFEIKCANEPQWCHSGSPSIFITATNFCPPNF
AQPSDNGGWCNPPRPHFDLAMPMLKIAEYRAGIVPVS YRRVPCRKPGGIRLTINGH
RYFNLVLITNVAGAGDIVKVS VKGSRTGWMTMSRNWQNWQSN SVLVGQSL SFRV
TGSDRRTSTSWNVVPSNWQFGQTF TGKNFRV*

CDS (coding sequence)

>SprEXPA-11

ATGGCTGCCGGGGCTGTCATTTCTACTATATCTTTGGTGCTACTTTTGAGTCTTGC
CGAGGCAAGAATTCCCGGTGTTACACCGGTGGAGCCTGGCAGAGCGCCACGCT
ACTTTTTATGGTGGAAGTGATGCATCCGGGACTATGGGCGGTGCTTGCGGGTACG
GTAACCTGTACAGCCAAGGGTATGGCGTGAATACTGCAGCACTAAGCACAGCCCT
GTTCAACAATGGCCTTAGCTGCGGTGCTTGT TTTGAAATAAAGTGTGCTAATGAA
CCACAATGGTGCCACTCTGGTAGCCCATCAATTTTTATCACAGCTACAACTTTTG
CCCTCCTAATTTTGCTCAGCCCAGTGACAATGGTGGTTGGTGCAATCCTCCACGCC
CTCACTTCGATCTTGCAATGCCCATGTTCCCTCAAGATCGCCGAGTACCGTGCTGGT
ATCGTCCCTGTCTCTTACCGCCGGGTTCCGTGTAGAAAGCCAGGAGGAATCAGGC
TCACGATAAACGGACACCGTTACTTCAACCTGGTTCTGATCACCAACGTTGCAGG
CGCAGGAGATATAGTGAAGGTGAGCGTGAAGGGATCCAGGACTGGGTGGATGAC
CATGAGCCGTA ACTGGGGTCAA AACTGGCAGTCAA AACTCAGTTCTGGTTGGTCAG
TCATTATCTTTCAGGGTCACGGGCAGTGATAGACGCACTTCTACTTCATGGAATGT
TGTTCCCTCGAATTGGCAGTTCGGTCAA AACTTTCACCGGAAAGAACTTTAGGGTTT
AA

Nucleotide

>SprEXPA-11

GCTTCGAGCAGATCGAAAGGGTTACCTTCCAGGGAGGGAATAAAAGAAAGAATT
GACTTCAATTA ACTATTGTCCAATTTAAGCATTAATCAAGGGTGATTATATTATTT
TTTTATTTTTTATTTGTCAACGTAATGCTT TCCCCCTCCATAAATAACAACCCAC
ACATTGCACTCTCCTCACACACCCCACTT TCCCAAATCCCATCTCTAGCAGCTCC
TTCGTGGTCTAGTAGTGATCGGTGAAAGCAATGGCTGCCGGGGCTGTCATTTCTA

CTATATCTTTGGTGCTACTTTTGAGTCTTGCCGAGGCAAGAATTCCCGGTGTTTAC
ACCGGTGGAGCCTGGCAGAGCGCCACGCTACTTTTTATGGTGGAAGTGATGCAT
CCGGGACTATGGGTACTGTAATCTTGAAATCTTCATGCTAAGTAGCTAGCTTCTTG
AGTTTTTTGCCATATTCATGAATCGTTTCTGTATTTTGCATAACCCATGATTTCTTC
TTGCATTTTCCATGGCAGAACCATAAAAAACAAACAAAAAGAAGAGCCAATCCCTT
ACCTTGCACTGCCTTTTTACAGCGCCGAACCTCTGTTTTAACCAAAATCAGATTTCA
AAAGCACAATAAGGTTGCACCCATAACCATGCATTGCCTATGAATATTGAATTACC
GCCCAGGAATCCTGAAACCTAAAGCCAAAATCCCAAATAAGGAACCTGCATTG
ACTGATCTTATTTCTTGTATTCAGGCGGTGCTTGCGGGTACGGTAACCTGTACAGC
CAAGGGTATGGCGTGAATACTGCAGCACTAAGCACAGCCCTGTTCAACAATGGCC
TTAGCTGCGGTGCTTGTTTTGAAATAAAGTGTGCTAATGAACCACAATGGTGCCA
CTCTGGTAGCCCATCAATTTTTATCACAGCTACAACTTTTGCCCTCCTAATTTTG
CTCAGCCCAGTGACAATGGTGGTTGGTGCATCCTCCACGCCCTCACTTCGATCTT
GCAATGCCCATGTTCTCAAGATCGCCGAGTACCGTGCTGGTATCGTCCCTGTCTC
TTACCGCCGGTAAACACACAATTCGCGCTTACTTCCCCCTTATTCTTTTAATTGT
TAGTAATAGAGTCTTGCTACCACTATTGCTATAATTTGAAAATAACTATTTACGA
ATCAGATTAAATCAATTTGATTGATTGATGGATCAAAGCTTATTTTGTCTATAAT
TACTACACTTGCTTTTTATGCGGTAGGTCAACATAGGAATTGATGTGTTTCATACGA
ATCTGGACTTTGAAAATGAGATAGGCTGCTCTAAAAATGAAAAACATGATTGAC
TGCTCTAAGGTTTCGTATGGTATGATTGGTATTTCAAGATTCCAAGTGTACAATCT
TCTGATCAAAATGTATTCTGTGAAGAAATCAGAATCGTCTGTCTTCAATCAAGAA
AATCTTATCTACTTTATCCCCACTTGCACGGGGAGGTCCACATCCCCTCCGAAAAT
TACTAAAATGCTTTTTTTTTACAGGGTTCCGTGTAGAAAGCCAGGAGGAATCAGGC
TCACGATAAACGGACACCGTACTTCAACCTGGTTCTGATACCAACGTTGCAGG
CGCAGGAGATATAGTGAAGGTGAGCGTGAAGGGATCCAGGACTGGGTGGATGAC
CATGAGCCGTAACCTGGGGTCAAACTGGCAGTCAAACTCAGTTCTGGTTGGTCAG
TCATTATCTTTCAGGGTCACGGGCAGTGATAGACGCACTTCTACTTCATGGAATGT
TGTTCCCTCGAATTGGCAGTTCGGTCAAACTTTCACCGGAAAGAACTTTAGGGTTT
AAAATTCCCGCTTGATATTTTGTAATAATTTTTTATTGTGCCTTTTCTTTTCTAAGT
GAAAAGAAAGTGGAACGAGGATGTAAGTGAGTTGTTTTTACTTTTTACTTTAT
TTAAAGAGTGTTTTTTTCGGTGGGTGAAAAAGTAAATGGAAGGTCGGAAGCCGAG
GAGGCTGCAAAGTTTAATGTAGCCCGCTGCTTTTGTTTACCATATGATGAATTAAT
ATGTACACTTCATTAAGAATCTTGCTTCTCTTCTTTTCCCCTTGTTTTTGGGA
CGTGATCTTCCAAATGTA