

IDENTIFICATION

Species: *Panicum hallii*

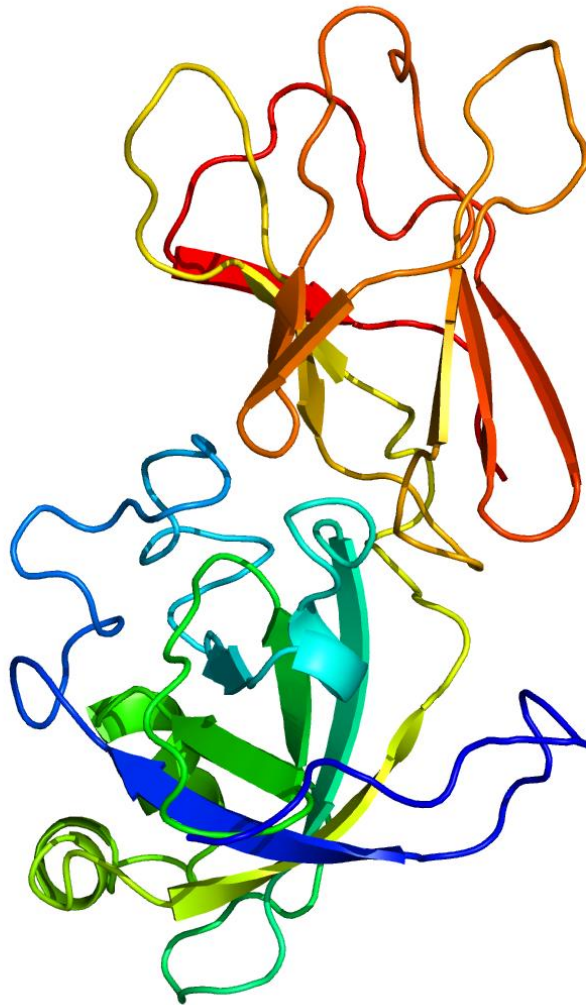
Locus: Pahal.3G473500

Gene Model: Pahal.3G473500.1.p

Description: PhEXPB-09

Family: Beta Expansin

3D structure:



GENOME DATABASES

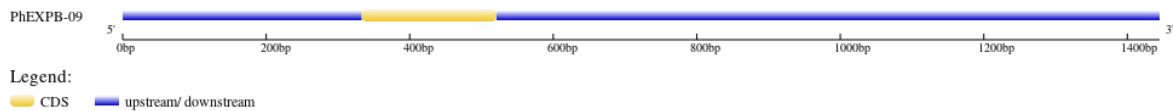
Phytozome: https://phytozome-next.jgi.doe.gov/info/Phallii_v3_1

KEGG: <https://www.genome.jp/entry/T07366>

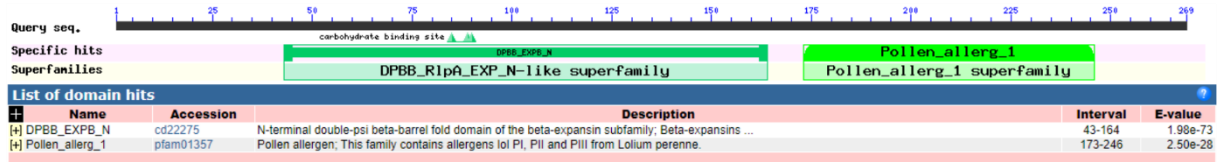
EXTERNAL RESOURCES

-

GENE STRUCTURE



DOMAIN ARCHITECTURE



SEQUENCES

Peptide

>PhEXPB-09

MAAASTHLVAVAVVLAALVGGAWCGPPKVPPGKNISADCDGKWLEAKATWYGKPTGAGPDDNGGACGYKEVNAKPFNGMGACGNSPIFKDGLGCGSCYEIKCDKPAECSGEPIIVYITDMNYEPIAA YHFDLAGTAFGAMAKKGEEKLRKAGIIDMQFRRVKCKYPADTKIAFHVEKGCNPNYLALLVKYAAGDGDIVGVDMKEKGAKEYQSLKHSWGAIWRMEAPKPIKGPISIRITSEGGKTLEQEDVIPEGWKPD TLYPSKLQF*

CDS (coding sequence)

>PhEXPB-09

ATGGCGGCGGCGTTCGACGCATCTTGTGCGGTGGCGGTGGTGCTCGCGGCGCTGGTGGGCGGCATGGTTCGCGGTCCGCCAAGGTTCCCCGGGCAAGAACATCTCGGCAGACTGCGACGGCAAGTGGCTGGAGGCCAAGGCGACATGGTACGGCAAGCCGACAGGCGCGGGGCCGACGACAACGGTGGCGCCTGCGGGTACAAGGAGGTGAACAAAGGCTCCCTTCAACGGCATGGGGGCGTGCGGCAACTCGCCCATCTTCAAGGACGGCCTCGGCTGCGGCTCCTGCTACGAGATCAAGTGCAGACAAGCCCGCCGAGTGCTCGGGCAGACCCATCATCGTCTACATCACCGACATGAACTACGAGCCCATCGCCGCCTACCATTTTGACCTGGCCGGCACGGCCTTTGGAGCCATGGCCAAGAAGGGGGAGGAGGAGAAGCTGCGCAAGGCGGGCATCATCGACATGCAGTTCCGCCGCGTCAAGTGCAAGTACCCGGCCGACACCAAGATTGCCTTCCACGTCGAGAAGGGCTGCAACCCAACTACCTGGCGCTGCTCGTCAAGTACGCCGCCGGCGACGGCGACATCGTTCGGCGTCGACATGAAGGAGAAGGGCGCCAAAGAGTACCAGTCCCTGAAGCACTCTTGGGGCGCCATCTGGAGGATGGAAGCCCCCAAGCCGATCAAGGGCCCCATCTCCATCCGCATCACAGCGAGGGAGGCAAAACGCTCGAACAGGAGGATGTCATCCCCGAAGCTGGAAGCCCGACACCTCTACCCCTCCAAGCTCCAGTTCTGA

Nucleotide

>PhEXPB-09

AAACGCAGCCCAAAGAGTACAAAGGCTTCCTGTTCTCTTTCTGTAACGTGCACTTGCTTGGTAGATCCCAAATGGCAAACCAGCGGTGCCTGTGGTGCTTCTTCTCTCTTTGCTGTGCGGATTGGCTTCCCATGCAGTAGACGCCAGTACTACTGGTTCGCTG

CGACGGCGACGTTCTACGGTGGCAGCGACGGCTCCGGCACAATGGGTTTGTTCCT
TATTTTCCTCCATTTCAAGACCTTCGTGTTCAAAATTAAGCAGCTCACTGTCGTC
CCATGGTTTGATCTAATTCAAGTTCTAAAGAAGATGAATGACCTCTTGTGCGTGC
AGGCGGCGCTTGTGGGTACGGCAACCTGTACAGCGCTGGTTACGGGCTGAGCAA
CGCGGCGCTGAGCACGGCGCTTTTCAACGACGGCGCCATGTGCGGTGCGTGCTAC
ACCATCGTCTGCGACACTAGCAAGAGCAGATGGTGCAAGCCCCGGCACGTCGGTG
ACCATCACAGCCACCAACTTCTGCCCCGCCAAACTGGGCGCTGCCAGCGACAACG
GCGGCTGGTGCAACCCGCCGCGCCGGCACTTCGACATGTCGCAGCCCGCCTGGAC
CTCCATCGCCATCTACCAAGCCGGGATCGTCCC GGTC AACTACCAGAGGTACAAT
ACAGAGAATCAGAGATGATACCAAAAACAAGATGCTAGCTCGAATACAAAAAGAA
TCTTCTGCGCACGATCGATGTGATGAATTTGAATGTGCTTGACTGCTGCCAGGGT
GTCATGCAAGAGGAGTGGTGGCATGAGGTTCACCATCAACGGGAGGGACTACTT
CGAGCTGGTGACGGTGACCAACGTCGGCGGCAGCGGGCGTGGTGTGCGCAGATGTG
GATCAAGGGGACCAACACGAACTGGCTGACAATGAGCAGGAACTGGGGCATGAA
CTGGCAGAGCACGGCGTACCTCAACGGCCAGAGCCTGTCCTTCATGGTGAAGACC
GACGACGGCCGCGTGGTGACGGTGTGGAACGTCGTCCCGTCCA ACTGGTACTTCG
GGGCAACCTACACCACCAGCTGGGCAA ACTTTTATTAGCCGCTGGCTAGCTCAAC
ATCTATGCATCACCGGAGCGGAAGATCGGCGTGGA ACTAGTATATAGCTATACAT
ATATTTGACTCACTATTACTATGAGCCCTAAGACGATCAATTGATGCCGCCGTAC
CCTCTTAGGCGTAGATAGGCATTGAACCCTGCTCATTCTCAGTATCCATTTTGT
CTGATTGATGATTTTGTGTAGTTCTGCTACCTGTAACACCTGCATTCTTACTACTT
AGTCAGCGGCTTGGATCACGGAGCCCTCTAAGTAATCAATGCAGTACCTACATGT
GTATGGAACAAATAATGCTTATTCATTTATACTAAGATGTTAGAGCATCTACAGG
AGTTCCAATAAACATCT