

## IDENTIFICATION

**Species:** *Physcomitrium patens*

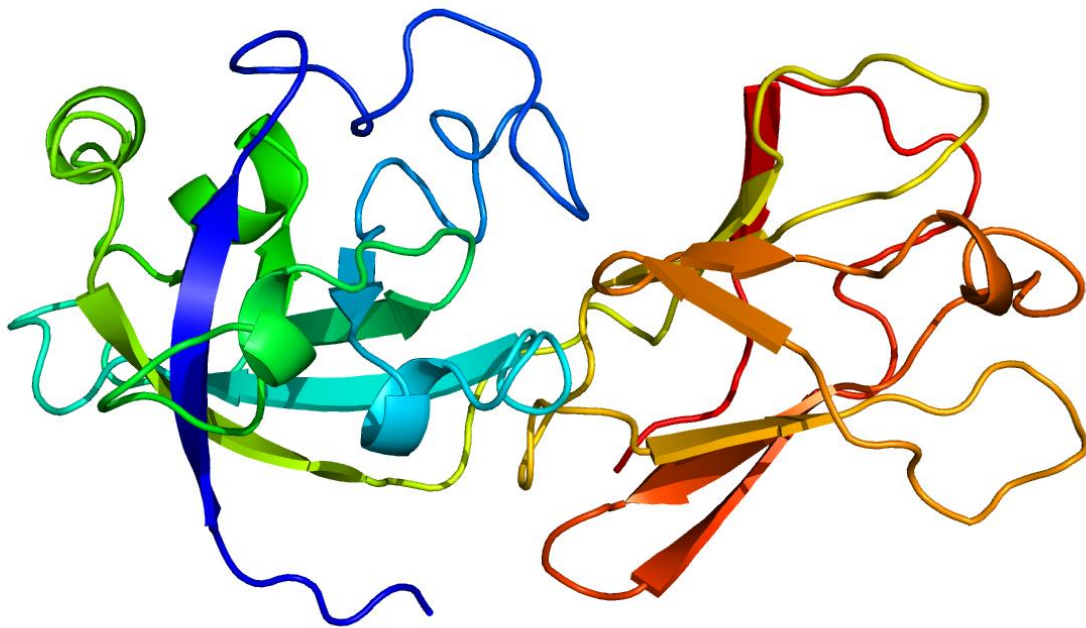
**Locus:** Pp3c17\_12980V3

**Gene Model:** Pp3c17\_12980V3.1.p

**Description:** PpEXPB-04

**Family:** Beta Expansin

**3D structure:**



## GENOME DATABASES

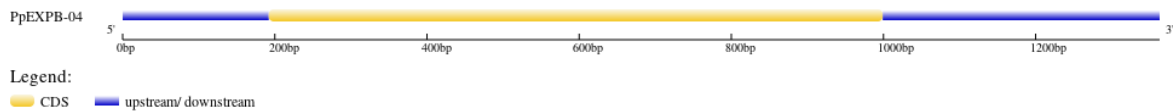
Phytozome: [https://phytozome-next.jgi.doe.gov/info/Ppatens\\_v3\\_3](https://phytozome-next.jgi.doe.gov/info/Ppatens_v3_3)

KEGG: <https://www.genome.jp/entry/gn:T01041>

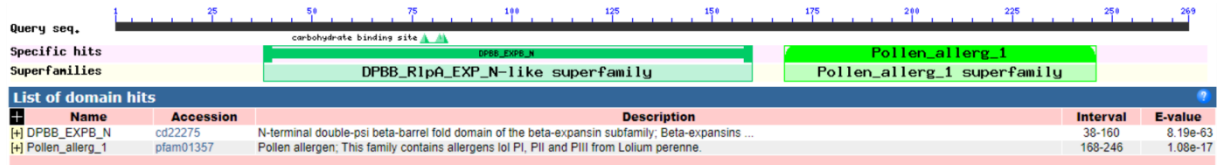
## EXTERNAL RESOURCES

-

## GENE STRUCTURE



## DOMAIN ARCHITECTURE



## SEQUENCES

### Peptide

>PpEXPB-04

MKMSTLAFCAVLLLFLLELLGLPVAFCGTLALSGYNEQWMAGHATWYGEPLGEGSSG  
GACGYTKLADTPYGPKIAAGNDPIFQGGSGCGACFEVKCNYPSCKSEPTRIITDQCPG  
GTYCSTSQPAFDLSGAAISDMAVSGKDGELRNIGLYDILYKRVPCEYPNQNIQVDA  
GSSAFWLSLLVKYMGPGDIESVEIRTTGSSSFQPAKHNWGASWMLINTSGQPFKGP  
YDVKIVSKLNGHTVIAEKAIPFEFFEPGKLYESNVQMAY\*

### CDS (coding sequence)

>PpEXPB-04

ATGAAAATGTCGACACTGGCGTTCTGTGCGGTACTGCTGTTGTTCTAGAGCTACT  
GGGTCTCCAGTTGCTTTCTGCGGCACCTTGGCTCTAAGCGGGTACAATGAACAG  
TGGATGGCCGGACATGCCACATGGTACGGGGAACCTCTTGGTGAAGGATCCAGT  
GGTGGCGCTTGTGGCTACACAAAGCTTGGCGGATACACCATATGGACCCAAAATTG  
CAGCGGAAACGATCCAATTTTCCAAGGAGGTAGCGGATGCGGCGCATGCTTCG  
AGGTGAAGTGCAACTATCCATCTTGCAAGTCCGAGCCAACCCGGATTATCATCAC  
AGACCAATGTCCTGGAGGAACCTACTGCAGCACATCTCAGCCTGCATTGACCTG  
AGTGGCGCTGCTATCAGCGACATGGCTGTTTCGGGTAAGGACGGGAACTGCGC  
AACATTGGGTTATACGACATCCTGTACAAGAGAGTGCCATGCGAGTACCCGAATC  
AGAATATTGCCTTCCAGGTCGACGCAGGCTCATCTGCTTTCTGGTTGTCGCTCCTG  
GTGAAGTATATGGGAGGGCCTGGCGATATTGAAAGTGTGCGAAATTCGTACAACG  
GGGAGCTCATCTTTCCAACCAGCAAAGCACAACCTGGGGTGCCAGCTGGATGCTCA  
TCAACACGTCCGGCCAGCCATTCAAAGGCCCTTACGACGTCAAGATTGTGTCCAA  
GTTAAACGGTCATACTGTCATCGCCGAGAAAGCGATTCTGAGTTTTTTGAACCA  
GGGAAGCTTTACGAGAGCAACGTGCAGATGGCGTACTAG

### Nucleotide

>PpEXPB-04

GGTCCCACGATGCGTATAAATGAGGTCATACAGTCCCTTGATCTCCACAGTTGGA  
CGATCGTAGTGGACATTGTGTGGCTACATTGTGATTCTGCACCTGAATTTAGCTGC  
TGCTGTGCTCCCTCTGCTGCTGAATTTACTGCTGTAGTCAGAGAGCTTAAAATACT

TGTGGTTGTTTAGTGGACCGAGGCGATGAAAATGTCGACACTGGCGTTCTGTGCG  
GTACTGCTGTTGTTCCCTAGAGCTACTGGGTCTCCCAGTTGCTTTCTGCGGCACCTT  
GGCTCTAAGCGGGTACAATGAACAGTGGATGGCCGGACATGCCACATGGTACGG  
GGAACCTCTTGGTGAAGGATCCAGTGGTGGCGCTTGTGGCTACACAAAGCTTGCG  
GATACACCATATGGACCCAAAATTGCAGCGGGAAACGATCCAATTTTCCAAGGA  
GGTAGCGGATGCGGCCGCATGCTTCGAGGTGAAGTGCAACTATCCATCTTGCAAGT  
CCGAGCCAACCCGGATTATCATCACAGACCAATGTCCTGGAGGAACTTACTGCAG  
CACATCTCAGCCTGCATTCGACCTGAGTGGCGCTGCTATCAGCGACATGGCTGTT  
TCGGGTAAGGACGGAGAAGTGCGCAACATTGGGTTATACGACATCCTGTACAAG  
AGAGTGCCATGCGAGTACCCGAATCAGAATATTGCCTTCCAGGTCGACGCAGGCT  
CATCTGCTTTCTGGTTGTCGCTCCTGGTGAAGTATATGGGAGGGCCTGGCGATATT  
GAAAGTGTCGAAATTCGTACAACGGGGAGCTCATCTTTCCAACCAGCAAAGCAC  
AACTGGGGTGCCAGCTGGATGCTCATCAACACGTCCGGCCAGCCATTCAAAGGCC  
CTTACGACGTCAAGATTGTGTCCAAGTTAAACGGTCATACTGTCATCGCCGAGAA  
AGCGATTCCCTGAGTTTTTTGAACCAGGGAAGCTTTACGAGAGCAACGTGCAGATG  
GCGTACTAGGATTGTACGATTTGTGCCGACCTTCCTTGCACGTTCTGGTACATGTA  
GCATGGGGACCTATCTACTACAACCTTGGCTTCAAAGTGAACAATGGTACCATC  
ATACCAACTCCGTGCACACCGTATTGAATTTTAGGAGTCATGAGGTGACTATAAT  
AGAATTCTCCTCATATGACGCTTTCGAATGTTAATGTGCATTGAGAACTTCGTTCC  
TGCGAGGCTCACAACTTTGTGCTTGAACGTGAAGTATAGATCCAGTTGCCTGGC  
TGGTGTAATTTATATATTACCAAATCAATATTAGCGGGCACACATGAGAACGGT  
TTTCTTACCTACCTTCATGTGAAGCTTCCACTTTAAATTGG