

## IDENTIFICATION

**Species:** *Setaria viridis*

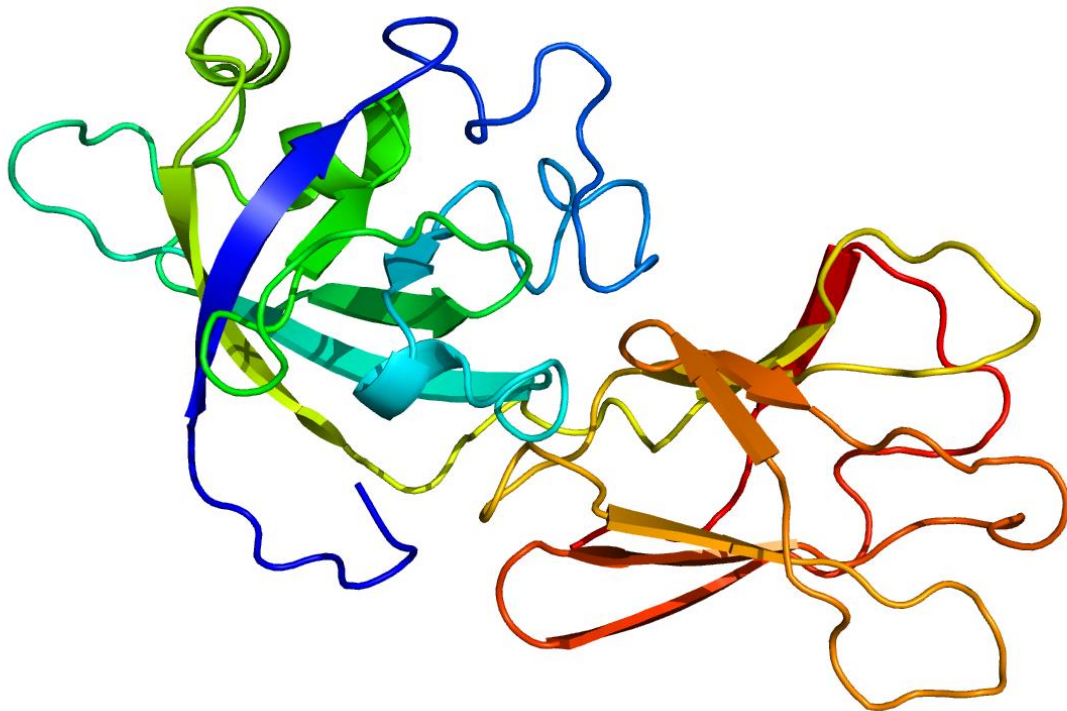
**Locus:** Sevir.9G333000

**Gene Model:** Sevir.9G333000.1.p

**Description:** SvEXPB-25

**Family:** Beta Expansin

**3D structure:**



## GENOME DATABASES

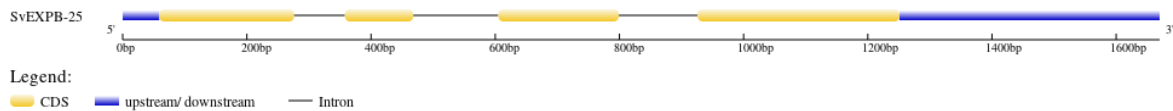
Phytozome: [https://phytozome-next.jgi.doe.gov/info/Sviridis\\_v2\\_1](https://phytozome-next.jgi.doe.gov/info/Sviridis_v2_1)

KEGG:-

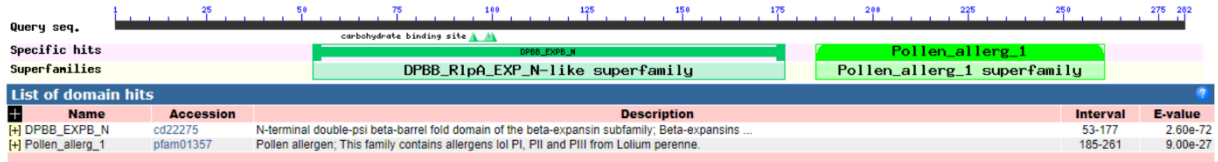
## EXTERNAL RESOURCES

-

## GENE STRUCTURE



## DOMAIN ARCHITECTURE



## SEQUENCES

### Peptide

>SvEXPB-25

MAAVMISFKAIALVAALLSVVATYSAHAEPNYNETTARRELYYSVGGSTPSTTWRRPAR  
ATWYGRHNGAGPDNNGGGCGYSNTNLYPFNSMTTCGNQPLFLDGGKGGCACYQIKC  
TSKNNPACSGEPKQVIITDVNYDTKIAPYHFDLSGTAFGAMAKPGYNDKLRKAGIID  
MEFRRVPCNYKGLPVRFHVMGGCNPFFYFAVIVYYAGSDGAVVQVDLKEANSNTWR  
PLYESWGAVWRIDPGHPLKAPLSLRVRSDSGKILVANNVIPLNWRGNADYRTIAQFR  
\*

### CDS (coding sequence)

>SvEXPB-25

ATGGCCGCCGTGATGATCTCCTTCAAGGCTATTGCACTGGTTGCAGCACTCCTCTC  
CGTGGTGGCCACGTACAGCGCTCACGCCGAACCGAACTACAACGAGACCACCGC  
CCGCAGAGAATTGTACTACTCCGTCGGCTCCACCCCAGCACCACCTGGCGGCCT  
GCCAGGGCCACCTGGTACGGCCGGCACAACGGCGCCCGCCCTGACAACAACGGT  
GGCGGGTGTGGGTACAGCAACACGAACCTGTACCCGTTCAATTCCATGACGACCT  
GCGGCAACCAGCCCCTGTTCTTGGACGGCAAGGGCTGCGGGCGCATGCTACCAGAT  
AAAGTGCACCAGTAAGAACAACCCTGCCTGCTCCGGCGAGCCAAGCAGGTGAT  
CATCACCGACGTAAACTACGACACCAAGATCGCCCCCTACCACTTCGACCTCAGC  
GGCACGGCGTTCGGCGCCATGGCCAAGCCCGGCTATAACGACAAGCTCCGCAAG  
GCCGAATCATCGACATGGAGTTCAGGAGGGTGGCCCTGCAACTACAAGGGCCTG  
CCGGTGAGGTTCCACGTGATGGGCGGCTGCAACCCGTTCTACTTCGCGGTGATCG  
TGTACTIONCGCCGGCAGTGACGGCGCCGTGGTGCAGGTGGACCTCAAGGAGGCCA  
ACTCCAACACGTGGAGGCCGCTCTACGAGTCGTGGGGCGCCGTTTGGAGGATCGA  
CCCCGGCCACCCGCTGAAGGCGCCCCCTCTCGCTGCGCGTGCGCAGCGACTCCGGC  
AAGATTCTGGTGGCCAACAACGTCATCCCGCTCAACTGGAGGGGCAACGCCGACT  
ACCGCACCATCGCCCAGTTCGCTGA

## Nucleotide

>SvEXPB-25

GCAATGTCGTCTCCGACAAAATCGAGCCGAAAGCAGTAGGGTCAAGCTGAGATC  
GATCGATGGCCGCCGTGATGATCTCCTTCAAGGCTATTGCACTGGTTGCAGCACT  
CCTCTCCGTGGTGGCCACGTACAGCGCTCACGCCGAACCGAACTACAACGAGACC  
ACCGCCCGCAGAGAATTGTACTACTCCGTCCGGCTCCACCCCCAGCACACCTGGC  
GGCCTGCCAGGGCCACCTGGTACGGCCGGCACAACGGCGCCGGCCCTGACAACA  
ACGGTATGTGCTCGTGGTAATGCTGCCGTGTTTCGTATCATCTACGTGCTCTTGTGC  
TGATCGATACGATACGATACGATCTGCAGGTGGCGGGTGTGGGTACAGCAACAC  
GAACCTGTACCCGTTCAATTCCATGACGACCTGCGGCAACCAGCCCCTGTTCTTG  
GACGGCAAGGGCTGCGGCGCATGCTACCAGGTGCGAGCATTAACTAGCAATGG  
ACCGCACCCCCGATCATTTCGTCAATTTGCTTGTGGTCAAATGCGATAGGTAGC  
AGTGGCACATGTATGATGTATCGATCTCTTCACGTTCTGTTTTCTCTGCCTACTTC  
AGATAAAGTGCACCAGTAAGAACAACCCTGCCTGCTCCGGCGAGCCCAAGCAGG  
TGATCATCACCGACGTAAACTACGACACCAAGATCGCCCCCTACCACTTCGACCT  
CAGCGGCACGGCGTTTCGGCGCCATGGCCAAGCCCGGCTATAACGACAAGCTCCG  
CAAGGCCGGAATCATCGACATGGAGTTCAGGAGGTCAGTGTAGTGTACTAGTGTG  
TACCATTTAGAGTAGCACATTTCTGACGATCGTTCGTGAGTTGGTTAATAATCGTTC  
TTTGTAACCTGAAGATGTGATCTCATATATATGCGGCGTGCCACGCAGGGTGCC  
CTGCAACTACAAGGGCCTGCCGGTGAGGTTCCACGTGATGGGCGGCTGCAACCCG  
TTCTACTTCGCGGTGATCGTGTACTACGCCGGCAGTGACGGCGCCGTGGTGCAGG  
TGGACCTCAAGGAGGCCAACTCCAACACGTGGAGGCGCTCTACGAGTCGTGGG  
GCGCCGTTTGGAGGATCGACCCCGGCCACCCGCTGAAGGCGCCCCTCTCGCTGCG  
CGTGCGCAGCGACTCCGGCAAGATTCTGGTGGCCAACAACGTCATCCCGCTCAAC  
TGGAGGGGCAACGCCGACTACCGCACCATCGCCCAGTTCGCTGAACGCTCGCTG  
GCAATGGATGATCGCTCATATAATCATCTCGGTCCGGTTCGTATTAAGTTGTTATC  
GCTATCTTATGATTGCAAATTGGAAATAGCTTTTGTGTTATTACAGTCTTTTTGC  
GAGGTTTCAAATTGTTAGTCGTACTTTGCGACTTGGAGAAGTCTTGATACTTTCT  
GTCGTTGTGTGCATTGAGATCAATGAGATGCATATATACGTGGAATATATAGGAG  
GCAATGTTATCCATTGCTCCGCTATCACAAAGTGTTTACGCGTACCACGCACAGTGT  
GTAACCGAATCATGTTGGTAAATTTGTACGCGGTGCACCGTGCTCTATCTTACTCG  
CATGTGCGTCGTATATGAGAAGCAAGCAGTTACAAGTACTACTGGGAGGATCGG  
AGCTGCCTCGATCCTGACT