

IDENTIFICATION

Species: *Panicum hallii*

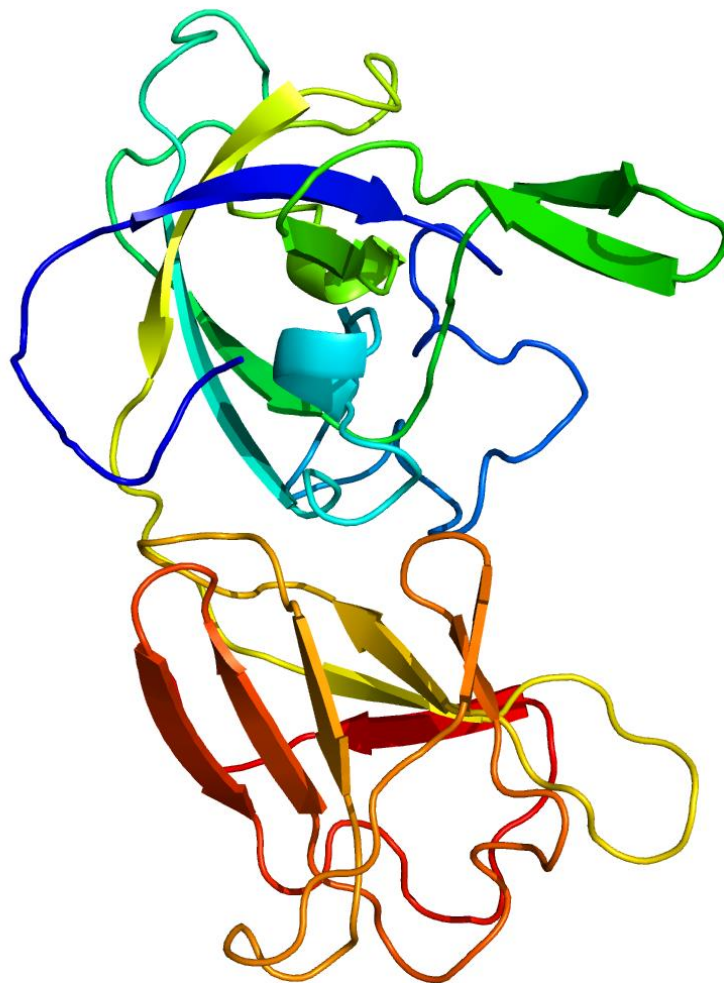
Locus: Pahal.9G600000

Gene Model: Pahal.9G600000.1.p

Description: PhEXPA-34

Family: Alpha Expansin

3D structure:



GENOME DATABASES

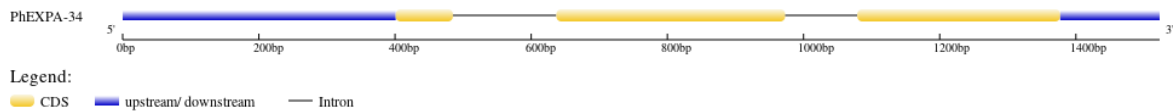
Phytozome: https://phytozome-next.jgi.doe.gov/info/Phallii_v3_1

KEGG: <https://www.genome.jp/entry/T07366>

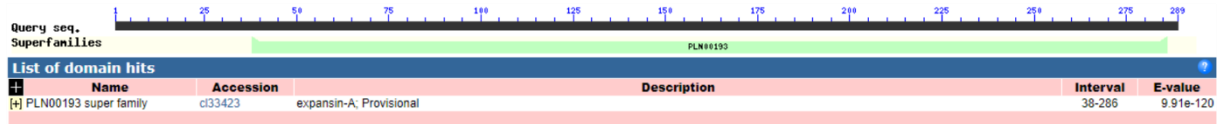
EXTERNAL RESOURCES

-

GENE STRUCTURE



DOMAIN ARCHITECTURE



SEQUENCES

Peptide

>PhEXPA-34

MIEDPSIMCRARPTSNHKASYSTTCGKSTKMHRPPSFLFLVVAASRLVPAAGD
DGGWSKGTATFYGGGDASGTMGGACGYGSLYWSGYGADTAALSSPLFDDGASCGQ
CFKVTCDAGASQWCLKGKSVTVTATNLCPPNYAVSGDEGGWCNPPRRHFDMAQPA
WLQIAQYKGGIVPVLYQRTLCKVQGGVRFMAGSNYFVLVLITNVAGTGSVKAMW
VKGSSTDRMPMSRNWGANWQSLAGLAGQALTFGVNTDGGKTIVIPDVVPAWWKFG
QSFTSGVQFSD*

CDS (coding sequence)

>PhEXPA-34

ATGATTGAGGATCCTAGTATCATGTGTCAGAGCCAGGCCAACCAGCAACCACAAA
GCTAGCTACTCCACTACTTGCAGAAAGTCTACGAAGATGCACAGACGACCACCGA
GCTTTCTTCTGTTCCCTCGTCGTCGCCGCGGGCGTTCGCGGTTGGTGCCGGCGGGCGGCG
GGGACGACGGCGGCTGGTTCGAAGGGCACGGCCACGTTCTACGGCGGGCGGCGAC
GCCTCCGGCACGATGGGTGGCGCGTTCGGGTACGGGAGCCTGTACTGGTCCGGGT
ACGGGGCGGACACGGCGGCGCTGAGCTCGCCGCTGTTTCGACGACGGCGCGTTCGT
GCGGGCAGTGCTTCAAGGTCACGTGCGACGCCGGCGCGTCCCAGTGGTGCCTCAA
GGGCAAGTCGGTGACCGTGACCGCCACCAACCTGTGCCCGCCCAACTACGCCGTC
TCCGGCGACGAGGGCGGCTGGTGCAACCCGCCCGCCGCGCCACTTCGACATGGCCC
AGCCCGCCTGGCTCCAGATCGCCAGTACAAGGGCGGCATCGTGCCGGTGCTCTA
CCAGAGGACGCTGTGCGTGAAGCAGGGAGGGGTGCGGTTACCATGGCCGGGTC
CACTACTTCGTGCTGGTGCTCATACCAACGTGGCCGGGACCGGGTTCGGTGAAG
GCGATGTGGGTGAAGGGGAGCAGCACGGACAGGATGCCCATGAGCAGGAAGTGG
GGCGCCAACTGGCAGTCGCTCGCGGGGCTCGCCGGCCAGGCGCTCACCTTCGGGG
TCACCAACACCGACGGCAAGACCATCGTCATCCCCGACGTCGTGCCGGCATGGTG
GAAGTTCGGACAGTCTTTCACCTCCGGCGTCCAGTTCTCCGACTGA

Nucleotide

>PhEXPA-34

TTCGCGTGCCATGCTTATCAGGAGAAACGCTGGAGGAAATCTTTAGCCCAAGAGT
CACTGACGATCAGCTGGACGCGCAGGTCTTCTGCTCCATGCGTCCATTTGCTTGC
ACGCATGTGAGCTTAGCTAAGCTAGCAGCCCCCCCCGACGAGGACTGGGATATCGAT

CATTCGGTCGCATGTTCCCTGCAATTCCCCTGCTCGGCCCTGAGCGTAATTCTCGT
TGCTCTCGTCCTATATAAGCCACGCCACGATCGCTGCAGATCCGTCAGAAGCTG
CTAGGCATTCAGAGCTAGCTAGCTCCTGGTTTACTGAAACCGACGAGTCCAAGTC
TCCCGTGGTGGTGTGTCTACCGAGCTGAGCGGAGATGGACAGAGTCCTCACGTT
GTTCGTCGTCGTAGCGGCGGCGTTCTTCGCGCCGGCGAAGGGCTGGAACACTACGGG
ACGGCGACGTTCTACGGCGGGGCGGACGCCTCCGGCACGATGGGTAAATTAGTG
AAAACAACCTCAAATCCAGTGTCTGTCATGCAATTTCCATGTCGATCAATCTTGCTG
CAACCAGTGTCTGCTAATTTTACGATGGATCGGAGCTAACTAACGAACACGATGC
CGATTGCCGTGCCGTGATACGACGATGCAGGTGGCGCGTGCGGGTACGGGAACC
TGTACCAGGCGGGGTACGGGACGAACACGGCGGGCGCTGAGCTCGGTGCTGTTCA
ACAACGGCGCGGCGTGCGGGCAGTGCTACCTGATCATGTGCGACAGCAACGCGT
CGCCATGGTGCAAGGGCGGGCGCCGCGGTGACCATCACGGCCACCAACTTCTGCCC
GCCCAACTGGGCACAGCCCAGCAACCGCGGGCGGCTGGTGCAACCCGCCGCGCCC
CCACTTCGACATGGCGCAGCCCGCCTGGGAGCGCATCGGCGTCTACAAGGCCGGC
ATCATCCCCGTCTCTACCAGCAGTAAGTCATCTCGTCACGTGACCACGCCGCG
TTTCCTTCGATTCTCCGGCGAACC GGCGGTGATGAGCTGATGATCGATCGGCCAT
GGTGGTGGCGGTGTGTTGCAGGGTGACGTGCTGGAGGCAGGGAGGGATCCGGAT
CACCATCGGAGGGTCCACGTTCTTCCAGCTGGTGAACCTTCGCGAACGTGGCCGGG
AGCGGCTCGATCCGGTCCGTGTCGGTGAAGGGGACCAAGACGGGGTGGATCGCG
CTGAACCGCAACTGGGGCGCCA ACTGGCAGTGCAACTCGGCGCTCGTCGGCCAG
GAGCTCTCCTTCATCGTCACCTCCAACGGCGGCCAGACGCTCTACCTCAACAACG
TCGTGCCGGCGTGGTGGCGGTTCCGCATGGCCTTCGCCAGCAACTATAACTTCTA
CTACTGATCGATAGCTAGCTCGAGTGGGGCCAGGCGCAGGGGTGCTTTTGGTTGT
ATGGATGACGTCAATTTGTTTCGTTCTTTTTTGGGGCCGGGGTTACTTTGTACATG
TACATCTTGTTATGAGAAAAGAAATATATTGATCATTTCAGT