

## IDENTIFICATION

**Species:** *Panicum hallii*

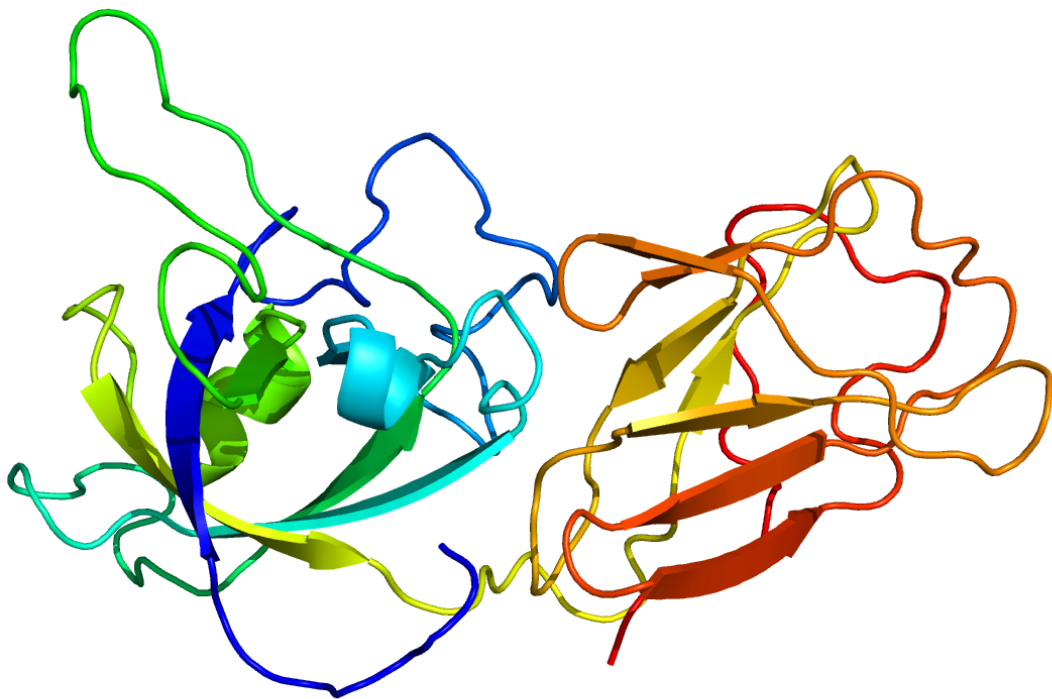
**Locus:** Pahal.3G393800

**Gene Model:** Pahal.3G393800.1.p

**Description:** PhEXPA-10

**Family:** Alpha Expansin

**3D structure:**



## GENOME DATABASES

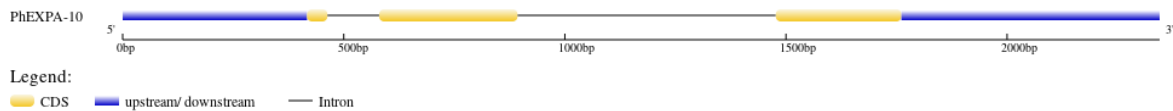
Phytozome: [https://phytozome-next.jgi.doe.gov/info/Phallii\\_v3\\_1](https://phytozome-next.jgi.doe.gov/info/Phallii_v3_1)

KEGG: <https://www.genome.jp/entry/T07366>

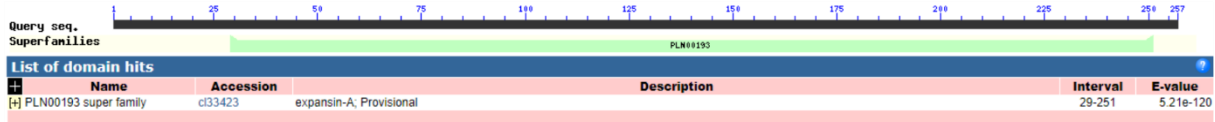
## EXTERNAL RESOURCES

-

## GENE STRUCTURE



## DOMAIN ARCHITECTURE



## SEQUENCES

### Peptide

>PhEXPA-10

MAKPAVPVLLLSLLCGLASHAVDAQYYWSPATATFYGGSDGSGTMGGACGYGNL  
YSAGYGLSNAALSTALFNDGAMCGACYTIVCDTSKSRWCKPGTSVTITATNFCPPNW  
ALPSDNGGWCNPPRRHFDMSQPAWTSIAIYQAGIVPVNYQRVSCKRSGGMRFTINGR  
DYFELVTVTNVGGSGVVSQMWIKGTNTNWL TMSRNWGMNWQSTAYLNGQSLFSM  
VKTDDGRVVTVWNVPSNWYFGATYTTSWANFY\*

### CDS (coding sequence)

>PhEXPA-10

ATGGCAAACCAGCGGTGCCTGTGGTGCCTTCTTCTCTCTTTGCTGTGCGGATTGGC  
TTCCCATGCAGTAGACGCCAGTACTACTGGTCGCCTGCGACGGCGACGTTCTAC  
GGTGGCAGCGACGGCTCCGGCACAATGGGCGGCGCTTGTGGGTACGGCAACCTG  
TACAGCGCTGGTTACGGGCTGAGCAACGCGGCGCTGAGCACGGCGCTTTTCAACG  
ACGGCGCCATGTGCGGTGCGTGCTACACCATCGTCTGCGACACTAGCAAGAGCAG  
ATGGTGCAAGCCCGGCACGTCGGTGACCATCACAGCCACCAACTTCTGCCCGCCA  
AACTGGGCGCTGCCAGCGACAACGGCGGCTGGTGCAACCCGCCGCGCCGGCAC  
TTCGACATGTCGACGCCCGCTGGACCTCCATCGCCATCTACCAAGCCGGGATCG  
TCCCGGTCAACTACCAGAGGGTGTGATGCAAGAGGAGTGGTGGCATGAGGTTCA  
CCATCAACGGGAGGGACTACTTCGAGCTGGTGACGGTGACCAACGTCGGCGGCA  
GCGGCGTGGTGTGCGCAGATGTGGATCAAGGGGACCAACACGAACTGGCTGACAA  
TGAGCAGGAACTGGGGCATGAACTGGCAGAGCACGGCGTACCTCAACGGCCAGA  
GCCTGTCCTTCATGGTGAAGACCGACGACGGCCGCGTGGTGGTGGTGGTGGTGGT  
CGTCCCGTCCAACCTGGTACTTCGGGGCAACCTACACCACCAGCTGGGCAAACCTTT  
TATTAG

### Nucleotide

>PhEXPA-10

CCGGGCACGTCACCTCCCTCCGGCCTCGGCTTTCACCTTCGCCTCTGCCTTTATGGCC  
GCCTTTCGTCGTCGCACCAGACCGCGAGGGAAATTACACGCGCGGGCGCGCCCCCG  
GTTTTTTTTTCCCAACCGCCACCGGCGCATTTGGCTTGGCTCGGGCTATAAATAGC  
TGGGCCGGGAGGGCCGAGCTTCCCTCACAGCCAGCGCCAGACAGCCAGACGTTCC  
ACCCCAAGCAAGGTCGATAGCGGCTAGCTTTGGACGGTACCCTCCCGAGCTCGGA

AGGTAGCTAGCTAGCTCGAAGCGGGCCGGGTCTCCTCGCTGGTGGTGGTAGTTAG  
CGATGGCCGGCGCCGGGCGCCCTCCTCCTCGTCCTCAGCCTCCTCGCCCCGGGAGGC  
CGCGGCCGGCGGCTACGGCGGGTGGCAGAGCGCGCACGCCACGTTCTACGGCGG  
CGGCGACGCGTCCGGCACAATGGGTGAGTAGTCGATCGACCAGAGCACCTTGTC  
ATCTAGTTCCTCGCCGCCGGCGGATTTCTCGGTAACCCAGACTCACACCGTATGCT  
CTGCATGGACGTTTCGGCGCGGGCGGAACAGGCGGCGCGTGCGGGTACGGCAACC  
TGTACAGCAGCGGGTACGGCACGAACACGGCGGCCCTGAGCACGGCTCTGTTCA  
ACGACGGCGCTGCGTGCGGGTCTGCTACGAGCTGCGGTGCCAGAACGCGGGGG  
GTTCTGCTGCCGGGCTCCATCACCGTGACGGCCACCAACTTCTGCCCCGCCAA  
CTACGGCCTCCCCAGCGACGACGGCGGCTGGTGC AACCCGCCGCGCCCCGCACTTC  
GACATGGCCGAGCCGGCCTTCTCCACATCGCCCAGTACCGCGCCGGCATCGTGC  
CCGTGCGCTTACAGGAGGTACGCGCGCGACCCGACCCGGCTAGCCTGGCCGCCCGC  
CGCACATGCCGCGCAGGGCTCAGTTACTACTAGCACTCCACTCTCCACACCTGCC  
GTGCCGCGCTGCGCTGTTGGCACGGCTCGGTGTGGTCCCGCACGTCCGGCTGCGA  
GCGAGGCTCACGCGCCGCTCTGTCTGACCGCGTCTTGGCTGGTTGGCCCGATCA  
GCCAAGCCAGCCCAAGCCCAACCAACCGCGCGTCTGTCGGTTCGGACCTCGAAGG  
TCCGTGGGCCCCCGCGCCCCGGTTCGGTCCATTAGTTCGGTGGGCCACCCTCCAGA  
TTCGATACGGGGCGTGGGGATAGGCAGGCTCCTGGGCGACGCGCATGTGCCTTGC  
CTTTCAATGTTGTTGTTACCCCTAGCTAGTAGTACCTCCACCGCACTTCACTCTCA  
CTACTCCTAGTGACATTTTGACACCACCGGCCAGGCCATCACGACCTGGTTCG  
CCCTCGTAAAATCTTTTTTTTTTTCACCTACCGCCACGTA CTGAACTGACCGTTGCT  
TGAGAGAGCGAGACTGACCGATGAGCTGCCTCCCGACCGACCGATGCAGGGTGC  
CGTGCCTGAAGAAGGGCGGGATCCGTTTACCATCAACGGGCACTCGTACTTCAA  
CCTGGTGCTGGTGACCAACGTGGCGGGCGCCGGCGACGTGCGGTCCGTCTCCATC  
CGGGGCACCCGCACGGGGTGGCAGCCATGTCCCGGAACTGGGGCCAGAACTGG  
CAGAGCAACGCGTTCCTCGACGGCCAGGCGTCTCCTTCCAGGTCACCGCCAGCG  
ACGGCCGCACCGTCACCAGCAACAACGCGGCGCCGCGCGGGTGGCAGTTCGGGC  
AGACCTTCGAGGGCGCCAGTTCTGATGCGGGGAGGCCTTCGATCTTCTTCTTCT  
CTCTGAAGGCCCGCCGGCGCCGGCACCGCCGTCTTCTGATCTCTCCGACCCGATC  
GTCTCCGCAGCAAGCACCGGGGGCGGACGACGGAGAGGGATATATATATTAATT  
ATAAGCTATTGATCATTGGGTAATCCTCGATTTGTTTGGGTTTTTTTTGCCGTTTTGC  
GCGTGATGATGGGAAAGACGAGGCCTCTTCGACTATATTGAAGAAGAGAAGAGG  
GCCTCGCGCTATGCTGAGGCTGCTAATCTAGCACCCGCCTAGACGTTTCTTCTCC  
GGACTCTGGATCATATCGGAGTGAATGAATGAAACATTACTCTCCCTAGTACTGA  
TACTTGTACTTGAGCAAGGAATAATTGTAATTTATTTTGGGAAGAACCTTCGTATCA  
TTGCCGTA CTTGTACCCGATCGCACCGGCCGCCGCCCTTGCCTCGGAATTGATGG  
AAACCGCGAGGCCCGCCGTTGCTCTGGCTACTAGCTAGCTTGTTTTTCTTTTTCA  
AGCTTCTCGTGGTGTAATTGTGGAAGGGTACAGTGG