

IDENTIFICATION

Species: *Setaria viridis*

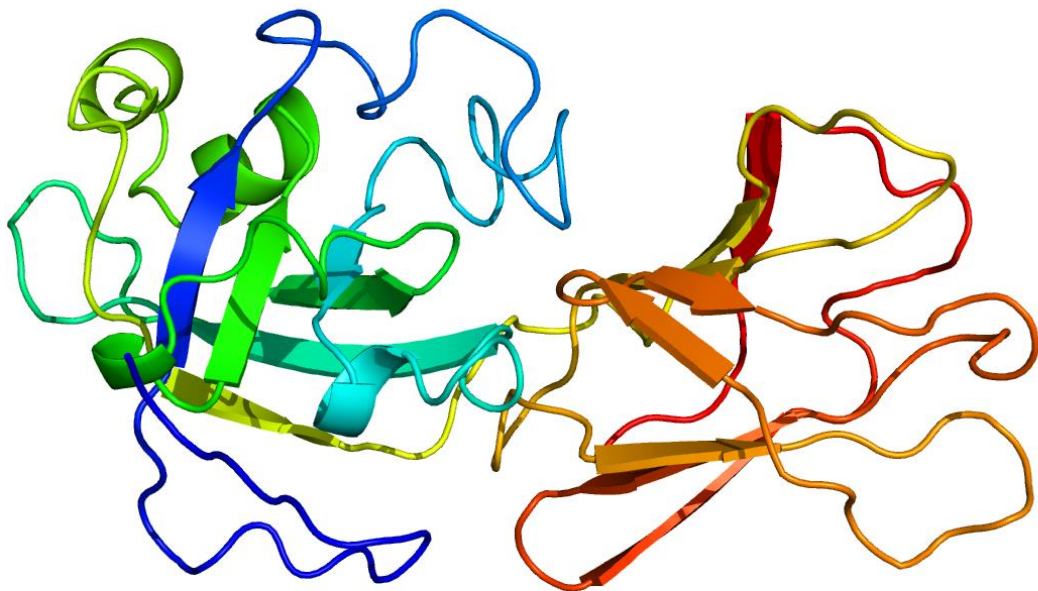
Locus: Sevir.2G127700

Gene Model: Sevir.2G127700.1.p

Description: SvEXPB-07

Family: Beta Expansin

3D structure:



GENOME DATABASES

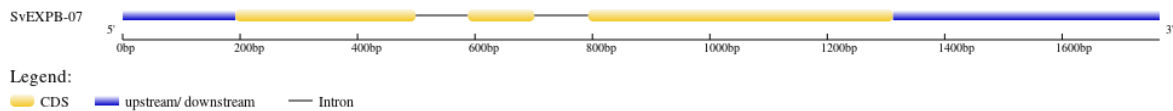
Phytozome: https://phytozome-next.jgi.doe.gov/info/Sviridis_v2_1

KEGG:-

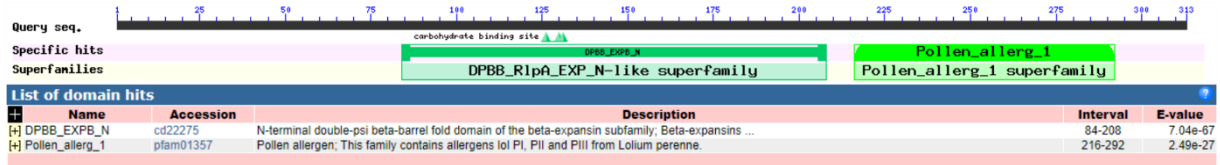
EXTERNAL RESOURCES

-

GENE STRUCTURE



DOMAIN ARCHITECTURE



SEQUENCES

Peptide

>SvEXPB-07

MAKLLALLLAALVVLSELLVSPACRKLKSKAKPKPKPKPAIGHRPAAKPKPNVGYKP
 APAAAKPPRSNHTAKHSPSIVYGGAWLSGAGATYYGAPNGDGSDDGGACGYQTAVG
 KQPFDSMIAAGSTPLYMDGEGCGACYEVKCTTNAACSGQPATIVITDRSPGDLFPGE
 VAHFDMSGTAMGAMARPGMADKLRAGGVLRILYRRVPCKYPGVNIAFKVDQGANP
 FYFDVLIIEFEDDDGDLKAVELMEAGSTVWTSMAHNWGATWRLNNGRKLNAPFGLR
 LTSDSGRVLVANHAIPAKWKPGT TYRSLVNYP*

CDS (coding sequence)

>SvEXPB-07

ATGGCGAAGCTTCTCGCATTGCTGTTGGCCGCGCTGGTCGTGCTCTCGCTCCTAGT
 GAGCCCCATTGCCTGCACCCGCAAGCTCAGCAAGGCCAAGCCAAGCCAAAGCC
 AAAGCCGGCCATCGGCCACCGGCCGGCGGCAAGCCAAGCCAAACCCTGTCCG
 CTACAAGCCGGCGCCTGCCGCGGCCAAGCCTCCCCGCAGCAACCACACCGCTAA
 GCACTCGCCGTCGATCGTCTACGGCGGTGCCTGGCTGTCCGGCGCCGGCGCCACC
 TACTACGGCGCGCCCAACGGCGACGGCAGTGACGGCGGCGCGTGCGGGTACCAG
 ACCGCCGTCGGGAAGCAGCCGTTCGACTCGATGATCGCCGCCGGGAGCACGCCG
 CTGTACATGGACGGCGAGGGCTGCGGGCGCCTGCTACGAGGTTAAATGCACGACC
 AACGCGGCGTGCTCCGGCCAGCCGGCGACCATCGTGATCACCGACCGGTCCCCCG
 GCGACCTGTTCCCCGGCGAGGTCGCCCACTTCGACATGAGCGGCACGGCCATGGG
 CGCCATGGCGAGGCCCGGCATGGCCGACAAGCTCCGCGCCGGCGGGCGTCTGAG
 GATCCTGTACCGGCGGGTGCCGTGCAAGTACCCCGGCGTGAACATCGCATTCAAG
 GTGGACCAGGGCGCCAACCCCTTCTACTTCGACGTGCTCATCGAGTTCGAGGACG
 ACGACGGCGACCTCAAGGCCGTGGAGCTCATGGAGGCCGGCAGCACCGTGTGGA
 CGTCCATGGCGCACAACCTGGGGCGCCACGTGGCGCCTCAACAACGGCAGGAAGC
 TCAATGCGCCGTTCCGGCTCCGGCTCACCTCCGACTCCGGCAGGGTGCTCGTCGC
 CAACCACGCCATCCCCGCCAAGTGGAAGCCCGGGACGACGTACCGCTCCCTGGTG
 AACTACCCATGA

Nucleotide

>SvEXPB-07

ACGTTCTCCCAATAATTCGACCGGCAGAGTTCTCTCCCATGTCAAGTCCTCCGCG
TTGATCCCTCCCCGAAGTGCCCTATAAATACCCAGTTCGTGGCCACTGTTGGA
ACTCACCGAAGAACAATCGAGCTCATACAAAGCCTCTGAAATCTGAATTGCGAACTCC
GCCGAGCTTAGGAGCAGTAGCAGCAATGGCGAAGCTTCTCGCATTGCTGTTGGCC
GCGCTGGTTCGTGCTCTCGCTCCTAGTGAGCCCCATTGCCTGCACCCGCAAGCTCA
GCAAGGCCAAGCCCAAGCCAAAGCCAAAGCCGGCCATCGGCCACCGGCCGGCGG
CCAAGCCCAAGCCAAACCCTGTCGGCTACAAGCCGGCGCCTGCCGCGGCCAAGC
CTCCCCGCAGCAACCACACCGCTAAGCACTCGCCGTCGATCGTCTACGGCGGTGC
CTGGCTGTCCGGCGCCGGCGCCACCTACTACGGCGCGCCCAACGGCGACGGCAGT
GACGGTCAGTACTCGCCTTTGCGCTCGATTTCTTCGCTTTCGGTGGGTTAGTGAAT
TGACATGGGATCGATGGCTAAAACTTGTGAACGCAGGCGGCGCGTGCGGGTAC
CAGACCGCCGTCGGGAAGCAGCCGTTGACTCGATGATCGCCGCCGGGAGCACG
CCGCTGTACATGGACGGCGAGGGCTGCGGGCCTGCTACGAGGTACGTCGGCTGT
GTGCTGCTGCAAATTAAGTCGCTGTCGGCTGCCTGTGCCTGGTCCCTCCTCTCTA
AACATAATGCGCCCATGTGCAGGTTAAATGCACGACCAACGCGGCGTGCTCCG
GCCAGCCGGCGACCATCGTGATCACCGACCGGTCCCCCGGCGACCTGTTCCCCGG
CGAGGTCGCCCCTTCGACATGAGCGGCACGGCCATGGGCGCCATGGCGAGGCC
CGGCATGGCCGACAAGCTCCGCGCCGGCGGGCGTCTGAGGATCCTGTACCGGCG
GGTGCCGTGCAAGTACCCCGGCGTGAACATCGCATTCAAGGTGGACCAGGGCGC
CAACCCCTTCTACTTCGACGTGCTCATCGAGTTCGAGGACGACGACGGCGACCTC
AAGGCCGTGGAGCTCATGGAGGCCGGCAGCACCGTGTGGACGTCCATGGCGCAC
AACTGGGGCGCCACGTGGCGCCTCAACAACGGCAGGAAGCTCAATGCGCCGTTT
GGGCTCCGGCTCACCTCCGACTCCGGCAGGGTGCTCGTCGCCAACCACGCCATCC
CCGCCAAGTGGAAGCCCGGGACGACGTACCGTCCCTGGTGAACCTACCATGAA
AAGGGGGATATCTCGAGAAGTCCATGGCGGGTAGTGTGCGGCCGGGTGTTGTGA
GAGGCTACGATGTCAGAAGTCAGAGAAGAGGAAGAGGAGGTTGAAGAAGAGAA
TGGCGTTCTTCCCTCCCTCCACGGTCTCTGTATGCAGTCCCCAAGTGATGCGTGAC
AGTGTGGGCCATGTCTGTAATTTCAATTTCTTCATCTCGATTTGTTAGTTTGGTGCTG
TGTAATTGAGGAAAAAGAGAAGCCTTTTTGAGTTGTGACTAAATGTTGCATGCCA
ATGCATCAAGTTGTGTATTTTGACGTTTTTGGATACTGAATTAGTCCTTTCAGAAT
TCTGAGAAATGAATCACAACGCTTTGTGATGACATTGAAAAATAGTTTGAAGGTG
CATTGAAGACAAAGACAATTGCTGACAAGCAAATAGCGACTCCACAACATTTT
TAGCTTATTCTA