

IDENTIFICATION

Species: *Panicum hallii* HAL

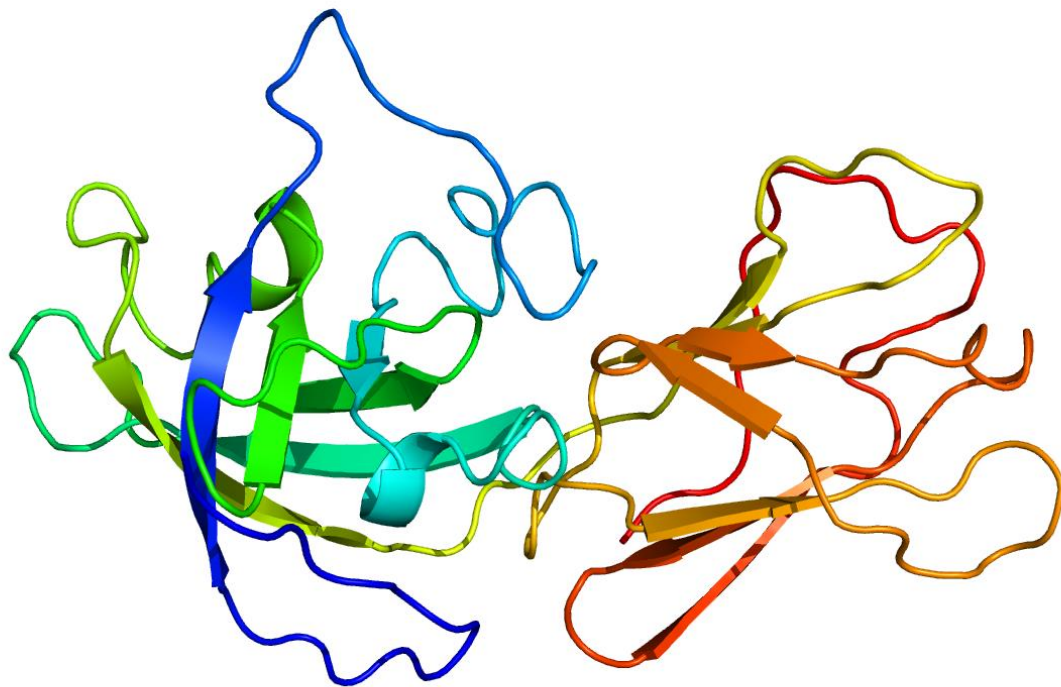
Locus: PhHAL.7G258300

Gene Model: PhHAL.7G258300.1.p

Description: PhhEXPA-19

Family: Alpha Expansin

3D structure:



GENOME DATABASES

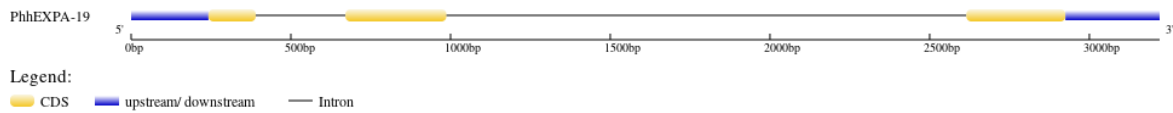
Phytozome: https://phytozome-next.jgi.doe.gov/info/PhalliiHAL_v2_1

KEGG:-

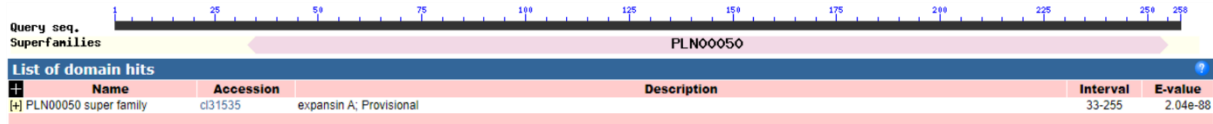
EXTERNAL RESOURCES

-

GENE STRUCTURE



DOMAIN ARCHITECTURE



SEQUENCES

Peptide

>PhhEXPA-19

MAPPLLLVLLLLPALTAGHQHPSSSGSSALSEWRPAKASYAADPEDAIGGACGFGD
LGKHGYGMATVGLSTALFERGAACGGCYEVKCVEDLKYCLPGTSIVVTATNFCAPN
YGLPADAGGHCNPPNHFLPIQAFEKIALWKAGVMPIQYRRVKCLREGGVRFVSVNG
RHFFFTVLISNVGGAGDVRSVKIKGTESGWLSMGRNWGQVWHINCDMRGQPLSFEL
SSSDGKRLTSFNVVPKDWEYGKTYTGKQFL*

CDS (coding sequence)

>PhhEXPA-19

ATGGCTCCGCCGCTACTGCTCGTCGTCCTCCTCCTCCCGGCCCTCACCGCCGGCCA
CCAGCACCCGTCCTCCTCCGGCTCCTCCGCCCTCCTCCGAGTGGCGCCCCGCCAAG
GCCTCCTACTACGCCGCCGACCCCGAGGACGCCATCGGTGGGGCGTGCGGGTTCG
GGGATCTGGGCAAGCACGGGTACGGGATGGCGACGGTGGGGCTGAGCACGGCGC
TGTTTCGAGCGCGGCGCGGCGTGCGGCGGCTGCTACGAGGTCAAGTGCCTCGAGG
ATCTCAAGTATTGTCTCCCCGGCACCTCCATCGTCGTCACGGCCACCAACTTCTGC
GCCCCAACTACGGCCTCCCCGCCGACGCCGGCGGCCACTGCAACCCGCCCAATC
ACCACTTCCCTCCTCCCATCCAGGCGTTCGAGAAGATTGCCCTCTGGAAGGCCGG
CGTCATGCCCATCCAGTACCGCCGTGTTAAGTGCCTCCGTGAAGGTGGTGTGTCAGG
TTCTCTGTCAACGGTCGACACTTCTTCTTCACAGTCCTAATCAGCAACGTTGGTGG
TGCGGGTGATGTGAGATCGGTGAAGATCAAAGGAACAGAATCAGGATGGCTCTC
GATGGGCCGCAACTGGGGTCAGGTGTGGCACATCAACTGTGACATGAGGGGCCA
GCCCTGTCTTCGAGCTCAGCTCAAGCGATGGCAAGAGGCTGACCAGTTTTAAT
GTCGTGCCCAAGGATTGGGAATATGGAAAAACATACACCGGGAAACAGTTTCTG
CTGTAG

Nucleotide

>PhhEXPA-19

TCCCTATTCTCCGCAGAAAACAAACATGCAAACCTGCAAAGGCTAAGCACTCGAA
AAATCTCCACTAAAATACCCTTGCAAAGCATCTATAAAAGCAGGAAGGCCCCAG
AACCCGCAAACGCACAAAGCGGAAAGCATCACACTTGACAGTTCCTCCACAGT
CCACACTCTCCCTCCCACAGTCCCACCACTCACCTGCTTCACCGAAGCGTGCCGG
CACCGGCAGCGAGCAGTCGGGAGACATGGCTCCGCCGCTACTGCTCGTCGTCCTC

CTCCTCCC GGCCCTCACCGCCGGCCACCAGCACCCGTCCTCCTCCGGCTCCTCCGC
CCTCTCCGAGTGGCGCCCCGCCAAGGCCCTCTACTACGCCGCCGACCCCGAGGAC
GCCATCGGTACGCACCGGAGCTCGCCTCGCCTGCCTCATTATTGTTTATTTCGCAT
CCACGGTTTCAGTTCTGCCGAGCCGTCCTTTCACTTCTTTAATTCGCCCGTATCCAT
GCTGCGAGCACGCATAAAGATTTCTCTTTTGGGGTGCCGCTGGCACGAAATTTCC
CCCAAACCGCACGTTTCGGTTACTGGAATTGTACGTCCGTACAGTTCATGGGGTGC
AAGCGGTTTTCTGGTTCTCCCCGTAGGAGTGTATTCTGATTTTTGGCTTCGCGATG
CGGCGTGCAGGTGGGGCGTGCGGGTTTCGGGGATCTGGGCAAGCACGGGTACGGG
ATGGCGACGGTGGGGCTGAGCACGGCGCTGTTTCGAGCGCGGCGGGCGTGCGGC
GGCTGCTACGAGGTCAAGTGCGTGAGGATCTCAAGTATTGTCTCCCCGGCACCT
CCATCGTCGTCACGGCCACCAACTTCTGCGCCCCCAACTACGGCCTCCCCGCCGA
CGCCGGCGGCCACTGCAACCCGCCCAATCACCATTCTCCTCCCCATCCAGGCG
TTCGAGAAGATTGCCCTCTGGAAGGCCGGCGTCATGCCCATCCAGTACCGCCGGT
ATGTGCCATTATTGGCTGCTGCTAGATCTGAGGTTAATTTTTTCCAATCCACTTT
GTGTGAAACTGTGAAAGCGCTTGCTGACCTAGAATTGTGTTTGTAGCGCAATGT
GGAACCCAATAAAAAGATGAATTGCTAGTGTCCGTTGGTGAGGAAAGCGAAGCGA
AGAGGGGGTGAAAGTGGACCCTCTTCCAGTATTGTGCGACTTGTGTGAGGGTTCGA
CCACATAGTTTACCAGTTGTTACACGGCCCTTTTGGCTATAAAAAAAGTACATG
GTAGTGACATGAGTATTACAGTTCATTTTTATTGCTCTGACAAGAACTACTAGC
CCAACTACTGCCAAGTTGGTAGGCAAGAGGTCATGAGATCGACTCTCAAACCCA
GTAAGTGGAAAGAATTATTTTTACGCATAACGGTTCGGGGTTGGATTGAAACAAAA
TTTACTAACACCCCATACTTAATAGTGAGTTTACTTTTTGATTGATTTCTCTACTTCG
TATTCATCCTAAATTCTGCTTAATAGTAAGTTTTATTGTGTCCCTTTTGTCTTGACT
AGTCTAAAGGTTATTAGAAAAGTAAGTAGAGCTACAACAGTGTCCAAGTTCAA
AGCATAGAAAATTGCGGATATCTGAGCTAGTCTCGGACTTTCGCCAATTCTAGCC
ACA ACTACAGACTTCTGGGTACTTTGGACAGCATTTTGTAGAATATATATATTTTT
TCCATTGCTTGCCTGTATACGTCAATAAGGAGTAGCAGGGCCATTATGAGAGCCA
GCAGAAATGTGTCAGCATTATCTGCATCATTACATAGGCATTTAACAACAAACAG
TTTCTTTGCTTCTGGGGCACATGAGATGCCCTGTGACCGTCAA ACTGGCCTCAA
AGTATACTGTTATGCTACTAGTGGTTGCACTTTTACTTTCTGTGTGTGCTAACCCTT
TGTGCCAGTCGGTAGTCCTTTTTGTCTTCAA AATGACATTATTATTTAGATGAAC
CAA ACTGTATTAACAGAACTTTGGATGGTGACTTGATAGCCTGTCATTACCTT
AGCTTATATACACCTCCATATGTAGTGTTCGGATCCAAACAGATTAGATTATAA
TTACTTGGCACGGGGATTTATAAATAACTCTAGCAAAGTACTACTCTGGCATTTC
AGTGGCATTCAA AATCGTGTGCAATCATCATTATGTGCATCTAAGTTGACATTCTG
GTGAGGCAGCTACATGTTCAAGAATTGAGCTGAGATTATTTCTACATGACCAAT
TGATAGAATGTGATGTTATTAATATTCTTCTGATCAATCTGTGTTCTGAAGAAC
AATGGGCTGTTAGTTGAAGCAATCCATACTACTGTGGAAGTTTTAACTATTTGCA
TTTTGACTCCAACCATTTCTTACTCTAGTTCATTA AATATAAGCAGTGTTCAT
AAGAACAGATATACAACTAGATTGAACTATTATCTCACCTGTGTTAAATGTTAT
GTATAAAGCTAACTAAAGCTACACAAGTCCACCTAAGTGCCTAAATGAAGCTAG
AATCAACGTAAAATTGTGTTAAAAGAAGAGCTGACTGAGTTGAAATTAACATGT
TTCCTTGCTTACTTGCAGTGTAAAGTGCCTCCGTGAAGGTGGTGTGAGGTTCTCTG
TCAACGGTTCGACACTTCTTCTTACAGTCCTAATCAGCAACGTTGGTGGTGCGGG
TGATGTGAGATCGGTGAAGATCAAAGGAACAGAATCAGGATGGCTCTCGATGGG
CCGCAACTGGGGTCAGGTGTGGCACATCAACTGTGACATGAGGGGCCAGCCCCT
GTCCTTCGAGCTCAGCTCAAGCGATGGCAAGAGGCTGACCAGTTTTAATGTCGTG

CCCAAGGATTGGGAATATGGAAAAACATACACCGGGAAACAGTTTCTGCTGTAG
ATGGAGTGCCACAAGATCAGCTTACAGTTTCTAATTTTTGTTCTGATCCTACGAGT
TGGACTGTGGTGTATATTCCTCTGTGGAACAAGTAATATCATTAGGAGAAAATTA
CTAGTGCAGGGCCTCAAATAGTAGTTCTTGCTCATAAATGCATTTTCATGTCCCCT
GATAGAAAGCTTGATGTATCAATCAAATAGAAGGCCGTATTTGGGTGTCTCCA
TTGTATTACAACATTTTACCTGTCAAGCAATGATAATAGTATCTCTGCATTTCTGT
AGTTGCAACATGTCACA