

IDENTIFICATION

Species: *Physcomitrium patens*

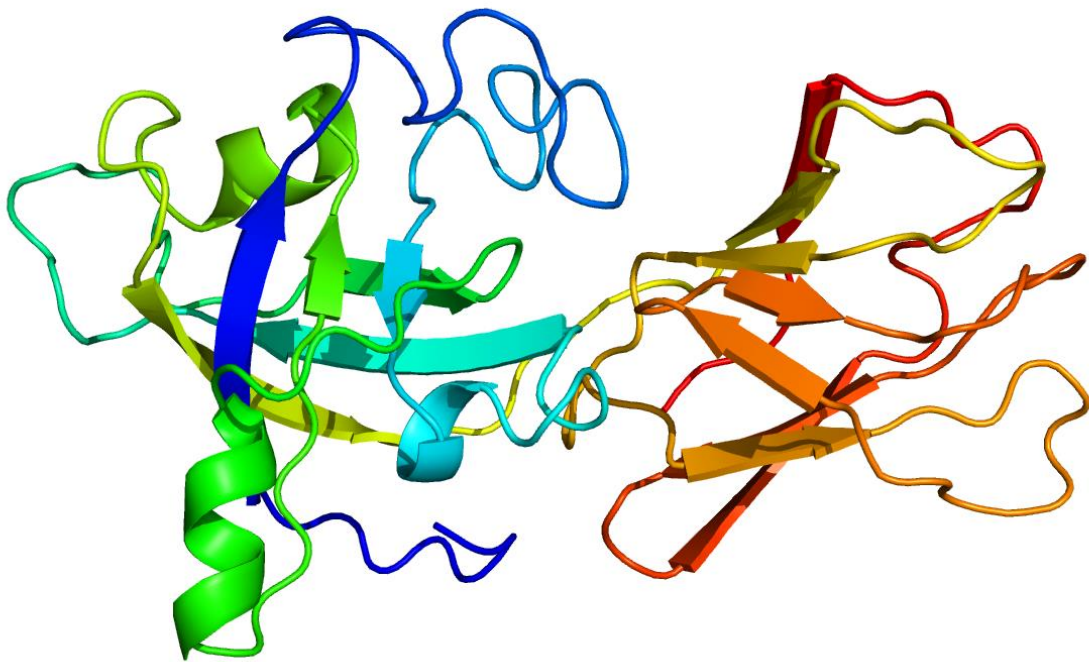
Locus: Pp3c8_13450V3

Gene Model: Pp3c8_13450V3.1.p

Description: PpEXPA-12

Family: Alpha Expansin

3D structure:



GENOME DATABASES

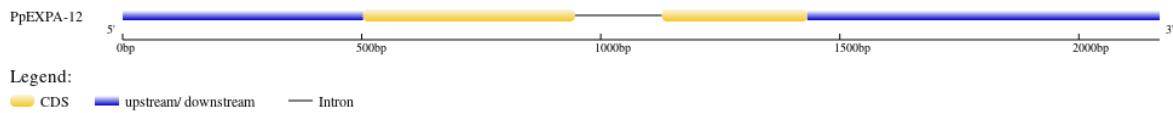
Phytozome: https://phytozome-next.jgi.doe.gov/info/Ppatens_v3_3

KEGG: <https://www.genome.jp/entry/gn:T01041>

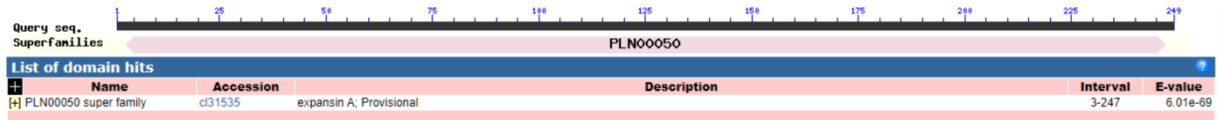
EXTERNAL RESOURCES

-

GENE STRUCTURE



DOMAIN ARCHITECTURE



SEQUENCES

Peptide

>PpEXPA-12

MKMSNLKLVVFLALGLTTVIAAPRGWGDAHITYYGSPNGAGTEGGACGYQNTYK
LGYGSMTAALSSRLFQGGKACGGCYQLRCAPNRGRNWCWSYARAIVVTATNLCPQ
GSHGGWCDYPKSHFDLMPAFTSLARREGGVAPVWYRKVRCAKRGGVRFTIGGNP
WFLMVLHNVGGAGDVVSVKVKCPYTGWVSAYRNWGCLWTVRTKMTGPLSFTLV
TSDGRTLYSMNAVRNGWKFGQTWEGSQFR*

CDS (coding sequence)

>PpEXPA-12

ATGAAGATGTCCAACCTGAAGCTCGTTGTGCTGTTTCTGGCGCTGGGTCTGACCA
CGGTGATCGCGGCCCGCGGGGTTGGGGTGATGCTCATATCACGTACTATGGCTC
TCCCAACGGCGCTGGAACGGAGGGCGGCGCCTGCGGGTACCAGAATACCTACAA
GCTGGGGTATGGGTCAATGACTGCCGCGTTGAGCTCTCGTCTATTCCAGGGCGGG
AAGGCGTGCGGCGGATGTTACCAGCTGAGGTGCGCACCAAATCGTGGCAGGAAC
TGGTGCTGGAGTTACGCCAGGGCCATTGTGGTGACTGCCACCAACCTGTGCCCGC
AGGGTTCGCATGGTGGGTGGTGCGATTATCCCAAGTCGCACTTCGACTTGCCGAT
GCCCCGCTTTCACTAGCCTTGCGCGGCGCGAAGGAGGTGTTGCCCCAGTGTGGTAC
AGGAAGGTCCGGTGTGCGAAGCGCGGTGGGGTGCGGTTACCATTGGAGGCAAC
CCATGGTTCTTGATGGTGCTGATTCACAACGTGGGCGGAGCAGGGGATGTGGTGT
CGGTGAAGGTCAAGTGCCCATACACGGGATGGGTATCAGCGTACCGGAACTGGG
GATGCCTGTGGACGGTGAGGACGAAGATGACGGGACCGCTGTCTTTCACGTTGGT
GACGAGCGATGGGCGAACGCTGTACTCGATGAATGCAGTACGGAACGGATGGAA
ATTTGGGCAGACGTGGGAGGGCAGCCAGTTCAGATGA

Nucleotide

>PpEXPA-12

GCTATTCGAGGATCGGGTGATCATGGATGTTGATTCCAGCAACGCTGCTCGATCC
TTCCTCGGCTTGCCGGCACCACAACCTTTCTGTGCTTCCGCTCCACTTAAGGAAGG
TTTCTCCATTTCTGTTGTTGTCTGGACGTGCCGCGCTTGTCACCTCGGACATGACA
TTCCCTCAGCTCGTCTAGTTACGTCTTTCGTCTCAGATTCTGCCCCACATCTGC
TTCCTGTAAGTGGTCTTTGCTGGTACATGTTATGAGCAAATTTAGAAGAACTATTT
ATGTTTGTCTGCGGTGCCGTGGAGATCTCCGCAGATTCCACTGATTACATTGATT

CCATCCATGCGTGCAGTTTTATTTAGTCGAGTTGCATGAGTTTGCGGTTGCTGCTC
CAGTTTTGACATCGTGAGGTAGGTGTGATTGTTCTATTGTTGACTACGATGTTAAA
TGATCAGGAGATTTCAATGATGCAAGTTGTTGCCGTTACAGGAGCGAGACAGTC
ATGAAGATGTCCAACCTGAAGCTCGTTGTGCTGTTTCTGGCGCTGGGTCTGACCA
CGGTGATCGCGGCGCCGCGGGGTTGGGGTGATGCTCATATCACGTACTATGGCTC
TCCAACGGCGCTGGAACGGAGGGCGGCGCCTGCGGGTACCAGAATACCTACAA
GCTGGGGTATGGGTCAATGACTGCCGCGTTGAGCTCTCGTCTATTCCAGGGCGGG
AAGGCGTGCGGCGGATGTTACCAGCTGAGGTGCGCACCAAATCGTGGCAGGAAC
TGGTGCTGGAGTTACGCCAGGGCCATTGTGGTGACTGCCACCAACCTGTGCCCGC
AGGGTTCGCATGGTGGGTGGTGCGATTATCCAAGTCGCACTTCGACTTGCCGAT
GCCCCGCTTTCACTAGCCTTGCGCGGCGCGAAGGAGGTGTTGCCCCAGTGTGGTAC
AGGAAGTAAGTAGCGCCACTGTGGAGACATTGTATGAGAAGGTGGTTGCGAGGA
GTGTTCTGGAGAAATGTGTGGTGGACTGCCGATTGTGAATGAGACGTGGATGACA
TGTGGGTGGGAAGAGGGGATTGAGTCGGATGAGCGGTAGATGGTAACAGGATGT
GTGGGTTGAATGTGATGATGACAGGGTCCGGTGTGCGAAGCGCGGTGGGGTGCG
GTTACCAATTGGAGGCAACCCATGGTTCTTGATGGTGCTGATTCACAACGTGGGC
GGAGCAGGGGATGTGGTGTCCGGTGAAGGTCAAGTGCCCATACACGGGATGGGTA
TCAGCGTACCGGAACTGGGGATGCCTGTGGACGGTGAGGACGAAGATGACGGGA
CCGCTGTCTTTCACGTTGGTGACGAGCGATGGGCGAACGCTGTACTCGATGAATG
CAGTACGGAACGGATGGAAATTTGGGCAGACGTGGGAGGGCAGCCAGTTCAGAT
GATGAGAAGTGGAGAGGAAGAGGGGAGGCCCGTGTACTTTAGGTAGAAGTCAGT
TGTGTTTGGGGATGGCGTCGCGCCTGTGCATGAAAGGCAGGCCGTCTATCGATGA
GAAGGTAGCTGCAGTTGTTGGTCTTCTGTAGCGGAAGCCGCTGGCTTGTGTCCTG
AGCTTTTGTGAAAGCCGGTCACTGTAATTCTGTGCTTCTTGTAATCGTCCTTAGAT
TTAGCTGAGGTGTTTAGCATTTTTCCCTCCCGAACTATTTAATACACCTGGAAATA
GTGAAGTCGGTTCAAGTTGATTTATGTACGGCATTAGGCACCATGTTTTCTCTTG
CTTATCTCTTACGTTCTCTCTTGTGAGACTCATTGCCAGACCGTGACAAACTACTT
GTGAATTTTATTGAATTTTGTGCTTGCGATTTCGAAGGTTTGAATGCTCGCAAGTTA
CAGTTGACGTAGGGATTACATGAATGAAATTACAGTATGGCTCTGGAATCACAAG
GGTGCCGTTAGAAGTAATCTTGTTACCACTATCATATATTTTCATGTCCTGGATGTC
TGGAATCTTCTTAGTACTACTAGTTTTATCTTTTGATAATAGTTTATGGTGCAAC
ATTTGGTGGTGAATTATATGGGAGATGGTACTCCGAGATCGGCTATATCTTCTGC
GTTGTATATTGCAGATGCTTTTTTCTATCGTAGCATCTCCAAAATTAAGTCAAAAAG
TAATTTTTCTTGCCTAG