

## IDENTIFICATION

**Species:** *Panicum hallii* HAL

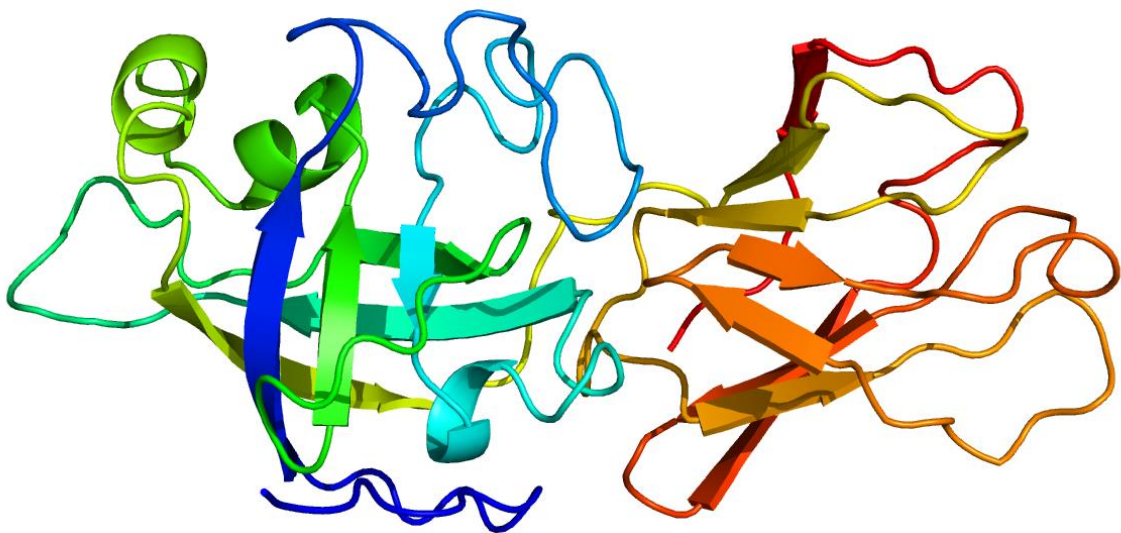
**Locus:** PhHAL.9G404900

**Gene Model:** PhHAL.9G404900.1.p

**Description:** PhhEXPB-25

**Family:** Beta Expansin

**3D structure:**



## GENOME DATABASES

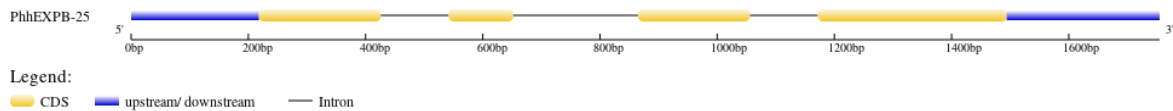
Phytozome: [https://phytozome-next.jgi.doe.gov/info/PhaliiHAL\\_v2\\_1](https://phytozome-next.jgi.doe.gov/info/PhaliiHAL_v2_1)

KEGG:-

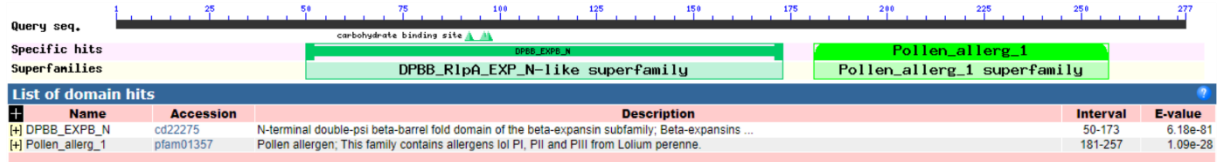
## EXTERNAL RESOURCES

-

## GENE STRUCTURE



## DOMAIN ARCHITECTURE



## SEQUENCES

### Peptide

>PhhEXPB-25

MAAALFSFRATALAALLLVIAACGARAQQPTNASDSQERSLLSYSGGWIPAKAT  
WYGAPTGAGPDDNGGACGFKHTNQYPFSSMTSCGNEPIFKDGKGCSCYQIRCLKS  
NHPACSGVPQTVVITDMNYPVAKYHFDLSGTAFGSMANYGLNDKLRHAGIIDMQF  
RRVPCNFPGLTINVVQHGSNPMYLAVLVEFEDKGDVVDIMQHNSGHWEPMH  
ESWGSIWRIIDPNRPLKGPYSLRITNESGKQLVAKNIIPDNYIPNTNYSYVQY\*

### CDS (coding sequence)

>PhhEXPB-25

ATGGCCGCGCGCTCTTCTCCTTCAGGGCCACCGCGCTCGCCGCGCTCCTCCTCGC  
CGTGATCGCCGCTGCGGCGCCCGCGCCAGCAGCAGCCCACCAACGCCTCCGAC  
TCCCAGGAGAGATCCTTGCTGTCTACAGCGGCGGCTGGATCCCGGCCAAGGCCA  
CCTGGTATGGCGCGCCACCGGCGCCGGCCCCGACGACAACGGCGGCGCGTGCG  
GCTTCAAGCACACCAACCAGTACCCCTTCTCCTCCATGACGTCGTGCGGCAACGA  
GCCATCTTCAAGGACGGCAAGGGCTGCGGCTCCTGCTACCAGATTCGGTGCCTT  
AAGAGCAACCACCCCGCCTGCTCCGGCGTGCCGCAGACTGTGGTCATCACCGACA  
TGAACTACTACCCGGTGGCCAAGTACCACTTCGACCTCAGCGGCACGGCGTTCGG  
CTCCATGGCCAACTACGGCCTCAACGACAAGCTCCGCCACGCCGGGATCATCGAC  
ATGCAGTTCAGGAGGGTTCGTGCAACTTCCCCGGCCTGACGATCAACTTCGTCG  
TCCAGCACGGCTCCAACCCCATGTACCTGGCGGTGCTCGTCGAGTTCGAGGACAA  
GGACGGCGACGTGGTGCAGGTGGACATCATGCAGCACAACCTCCGGCCACTGGGA  
GCCGATGCACGAGTCCTGGGGATCCATCTGGAGGATCGACCCCAACCGCCCGCTC  
AAGGGCCCCTACTCGCTGCGCATCACCAACGAGTCCGGCAAGCAGCTGGTGGCC  
AAGAACATCATCCCGGACAACACTACATCCCCAACCAACTACCGCTCCTACGTCC  
AGTACTAA

### Nucleotide

>PhhEXPB-25

CGACCATCGACGACGCCGCGGCCGGCCGATTGGTAGTTCCATCGCCACCACTTTC  
CTGTCCCTGTCCCGCCTATAAATACCCCCGGCAATGTCTCCGCCTCACACCATCC  
CAGCACAAACCAGACAGCAGCAGGTGGTGGTGGCAAGCAGCAGCTAGCTAGCTA

GCTGTTACATACATACAGCCTAGCTGAAGCTCCTCCTTCCTGGCTGCTGCAAGCATG  
GCCGCCGCGCTCTTCTCCTTCAGGGCCACCGCGCTCGCCGCGCTCCTCCTCGCCGT  
GATCGCCGCCTGCGGGCGCCCGCGCCAGCAGCAGCCCACCAACGCCTCCGACTCC  
CAGGAGAGATCCTTGCTGTCTACAGCGGGCGGCTGGATCCCGGCCAAGGCCACCT  
GGTATGGCGCGCCACCGGGCGCCGGCCCCGACGACAACGGTAAGGACGAACCCC  
CGCGTGCCAAGATGCCTCTCCGTTTGTCTGTGCAAATTGCAATGCGGCTCACCCC  
CATGCCATTGCCTGATTGCCATGCCTTGGTTCTGAATCTTGCCAGGCGGGCGCTGC  
GGCTTCAAGCACACCAACCAGTACCCCTTCTCCTCCATGACGTCGTGCGGCAACG  
AGCCCATCTTCAAGGACGGCAAGGGCTGCGGCTCCTGCTACCAGGTACTACTGCG  
TACTGACCACCACGGCGCCACCGACCATGCCAGATTAGCACAGTTGGTGCTGGC  
GCCAGTCATTTTATTTGGTTGGTCAAATTAAGACGCCAGCATGTAGCGTCCGT  
AGCTAGCGAGCGCCCCACAGATTGCTCATCTTGATGATGGGCAGCTAGGAGGAA  
CGTGCATCCGTTGACCCTGTGCGCCTGGCTTTTACAGATTCCGGTGCCTTAAGAGC  
AACCACCCCGCTGCTCCGGCGTGCCGCAGACTGTGGTCATCACCGACATGAACT  
ACTACCCGGTGGCCAAGTACCACTTCGACCTCAGCGGCACGGCGTTCGGCTCCAT  
GGCCAACACTACGGCCTCAACGACAAGCTCCGCCACGCCGGGATCATCGACATGCA  
GTTCAGGAGGTCCGCCCGCTGCACCACCACCACCACCTTCTGACGCGCATTTC  
ACTCCTCGATCTCTCGTTTTTGTGAAAATTAACCCGCCGATCTCTCTCGGCCGTTGT  
CTCTGGTGCTGCAGGGTTCCGTGCAACTTCCCCGGCCTGACGATCAACTTCGTCGT  
CCAGCACGGCTCCAACCCCATGTACCTGGCGGTGCTCGTCGAGTTCGAGGACAAG  
GACGGCGACGTGGTGCAGGTGGACATCATGCAGCACAACTCCGGCCACTGGGAG  
CCGATGCACGAGTCCTGGGGATCCATCTGGAGGATCGACCCCAACCGCCCGCTCA  
AGGGCCCCTACTCGCTGCGCATACCAACGAGTCCGGCAAGCAGCTGGTGGCCA  
AGAACATCATCCCGGACAACACTACATCCCCAACACCAACTACCGCTCCTACGTCCA  
GTAATAACTGCGTGCTCCCCGTCGATCGGATCGATTATAGTGGCCGCCGTTGGCA  
ATTGCGCTGAGGATTTTTTACCTCGGTTCCATTGTTGGTGTGTTTGTGCGTGTCT  
GAAGGGGTGTGGGAAATTAGAGGAGGCAAGCATCAACGTGTGCTCTCCCGCCCA  
CTGTCACTCTACCATTACCAGTGTGTAACCAGAAGATTATGGTTATAAATTATAC  
ATACAGTACGTGTGCTGCTATATATTAACACTAGCATGCCGTCTGAAAAC