

IDENTIFICATION

Species: *Manihot esculenta*

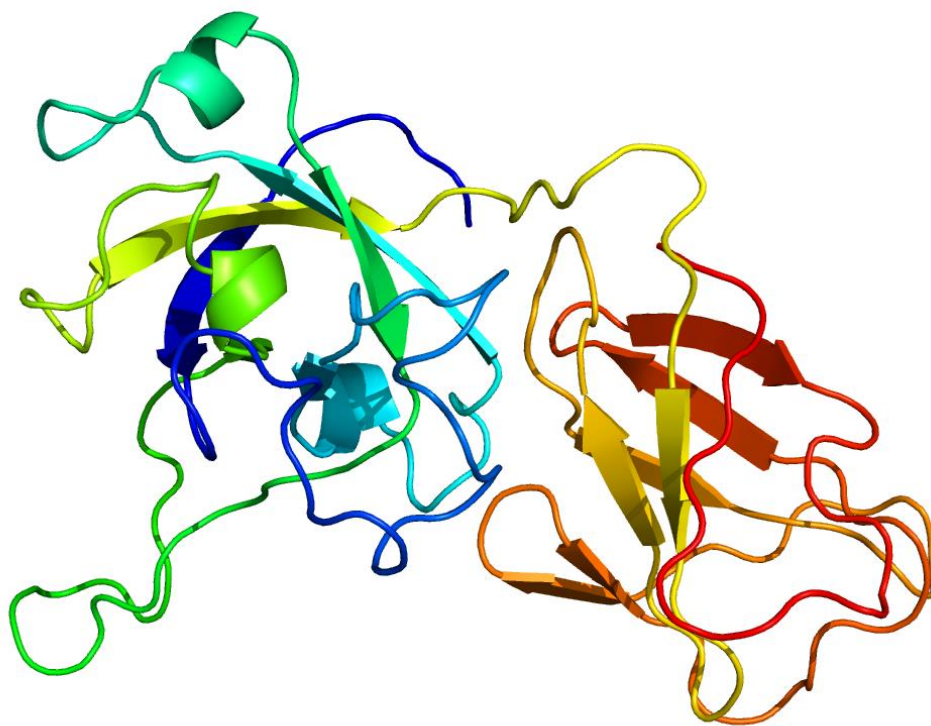
Locus: Manes.07G117200

Gene Model: Manes.07G117200.1

Description: MsEXPA-18

Family: Alpha Expansin

3D structure:



GENOME DATABASES

Phytozome: https://phytozome-next.jgi.doe.gov/info/Mesculenta_v7_1


KEGG: <https://www.genome.jp/entry/T05761>

EXTERNAL RESOURCES


<https://cassavagenome.org/>

<https://cassavabase.org/>

GENE STRUCTURE



DOMAIN ARCHITECTURE



SEQUENCES

Peptide

>MsEXPA-18

MAARSAFGVVSVVLLLTLADARIPGVYTGGSWQSAHATFYGGSDASGTMGGACGY
GNLYSQGYGVNTAALSTALFNGLSCGACFEIKCANDPQWCHSGSPSIFITATNFCPP
NYALPNDNGGWCNPPRPHFDLAMPMLKIAEYHAGIVPVS YRRVPCRKQGGIRFTIN
GFRYFNLVLITNVAGAGDIVKASVKGSKTGWMSMSRNWQNWQSN SILVGQSL SFR
VTGSDRRSSTS WNIVPSNWQFGQTFIGKNFRV*

CDS (coding sequence)

>MsEXPA-18

ATGGCTGCAAGGTCTGCATTTGGTGTGTGTCTGTAGTGCTGTTGCTGACTCTTGC
TGATGCAAGAATTCCTGGTGTTTACACTGGTGGATCCTGGCAGAGCGCCCATGCT
ACTTTCTATGGTGGTAGTGATGCATCTGGAACAATGGGTGGCGCCTGTGGCTATG
GAAACCTCTACAGCCAAGGCTATGGGGTGAACACTGCAGCGCTGAGCACAGCCC
TTTTCAACAATGGACTTAGTTGCGGTGCTTGTTCGAAATCAAGTGCCTAATGAC
CCACAATGGTGCCACTCCGGCAGCCATCAATCTTTATCACTGCCACCAACTTTTG
CCCTCCTAACTATGCTCTGCCTAATGACAATGGCGGGTGGTGAACCCTCCTCGC
CCTCACTTTGATCTTGCCATGCCATGTTCTCAAGATCGCCGAGTACCATGCCGG
AATCGTCCCTGTATCCTATCGCCGGGTGCCATGCAGGAAGCAAGGAGGAATCAG
GTTCAACAATCAACGGCTTCCGTTATTTCAACTTGGTATTGATCACCAACGTCGCAG
GTGCAGGAGATATAGTGAAGGCGAGCGTGAAGGGCTCAAAGACTGGATGGATGA
GCATGAGCCGCAATTGGGGTCAAACTGGCAATCAAATTCTATTTTGGTTGGTCA
GTCACTCTCCTTCAGGGTCACAGGCAGTGACAGACGCAGCTCCACTTCTTGGAAAT
ATTGTCCCTTCAAATTGGCAATTTGGTCAAACCTTTCATTGGAAAGAATTTCAAGGT
TTAA

Nucleotide

>MsEXPA-18

CTAAAAATCCTCATCTCTCTCTTTTTCTCTCTTCTCTTTAGAGCATAGATTAGTGAA
CAAATCAATGGCTGCAAGGTCTGCATTTGGTGTGTGTCTGTAGTGCTGTTGCTGA
CTCTTGCTGATGCAAGAATTCCTGGTGTTTACACTGGTGGATCCTGGCAGAGCGC
CCATGCTACTTTCTATGGTGGTAGTGATGCATCTGGAACAATGGGTACTGCAATTT
TCAGCTATACTACTTGTTAAGCTCATATTTTCAAAAAGTAGATAACAATTTCCAC
TGATTTTATTCATCTGTATTTGCTCTGTTCTTCACCTCTCGAGGGTATCTGCATTTT
TCATAATTGACCCATGATGTGTTGTGCATTTTCCAAGAAAAGCCCATCCGTTAGA

AATTGAAAATGATCTTATCATTCTGTTTGTGGTGCAGGTGGCGCCTGTGGCTA
TGGAAACCTCTACAGCCAAGGCTATGGGGTGAACACTGCAGCGCTGAGCACAGC
CCTTTTCAACAATGGACTTAGTTGCGGTGCTTGTTCGAAATCAAGTGCGCTAATG
ACCCACAATGGTGGCACTCCGGCAGCCCATCAATCTTTATCACTGCCACCAACTTT
TGCCCTCCTAACTATGCTCTGCCTAATGACAATGGCGGGTGGTGCAACCCTCCTC
GCCCTCACTTTGATCTTGCCATGCCCATGTTCCCTCAAGATCGCCGAGTACCATGCC
GGAATCGTCCCTGTATCCTATCGCCGGTAAAATGATCGTTTTCTTACTCTGTTAAC
TCCTTTCTGGTGTTCCTTTCTTTGAAAAAATTTCAAGGAAAATTATTCACAAATTTA
CACCTTTTGGAAAAGTATTTGAATTTATTATCGCTAATGGTATTTTTTTTTTAATTT
AAATAATTTATTTTAACTTTAATTTTTTTTAAATAGTATTTATGCAATAATTTTTTT
TTTAAATAGCAATTCTAAATTTAACTGAATTACATTGTTTGTAAACACATTTTGTA
ATTATTAACATAAAAAGAAAAATAATTAATTTCCATGATTTTGTAGGGTGCCA
TGCAGGAAGCAAGGAGGAATCAGGTTCACAATCAACGGCTTCCGTTATTTCAACT
TGGTATTGATCACCAACGTCGCAGGTGCAGGAGATATAGTGAAGGCGAGCGTGA
AGGGCTCAAAGACTGGATGGATGAGCATGAGCCGCAATTGGGGTCAAACTGGC
AATCAAATTCTATTTTGGTTGGTCAGTCACTCTCCTTCAGGGTCCACAGGCAGTGAC
AGACGCAGCTCCACTTCTTGAATATTGTCCCTTCAAATTGGCAATTTGGTCAAAC
TTTCATTGGAAAGAATTTCAAGGGTTAATTTTCCCTTTAAAATTTGGATTTTCCCC
CTTTTTCTGGGAAAATTTGAAATGGGGAAAAGTGTGCCGGCGAACTTTAAAATG
GAGTTTTTCTTTGCTTTTTTGGGGTAAAAGGTGAAAAGTTGATGTAATGGAGGA
GCTGAGGTGGCTGCATAGTCATATAGCCCGCAGCTTTTATTTACCGCAATATAATT
TAATATAATACAACAT