

## IDENTIFICATION

**Species:** *Physcomitrium patens*

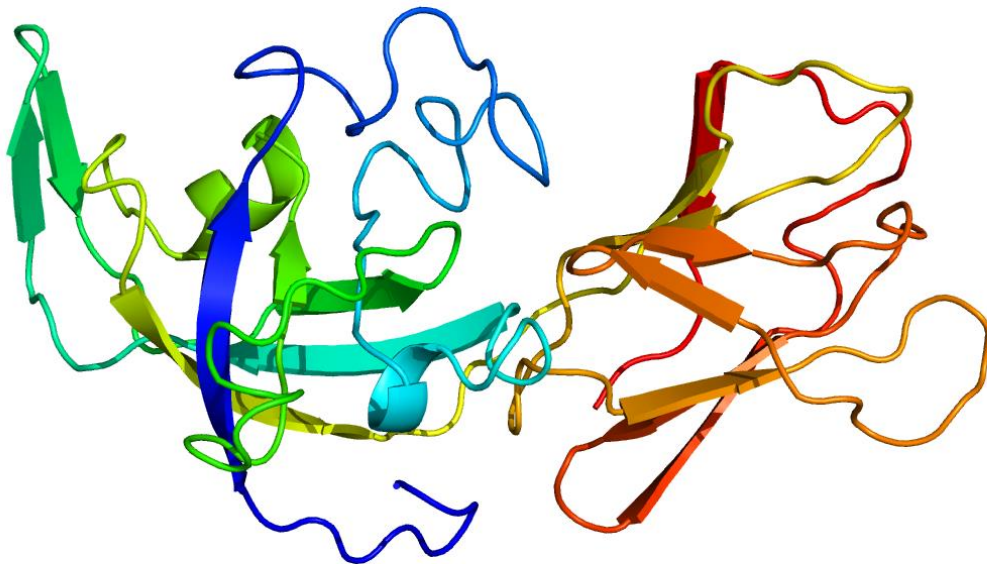
**Locus:** Pp3c14\_18510V3

**Gene Model:** Pp3c14\_18510V3.2.p

**Description:** PpEXPA-27

**Family:** Alpha Expansin

**3D structure:**



## GENOME DATABASES

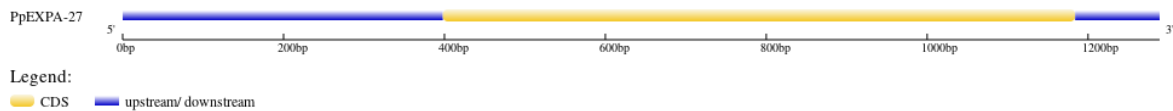
Phytozome: [https://phytozome-next.jgi.doe.gov/info/Ppatens\\_v3\\_3](https://phytozome-next.jgi.doe.gov/info/Ppatens_v3_3)

KEGG: <https://www.genome.jp/entry/gn:T01041>

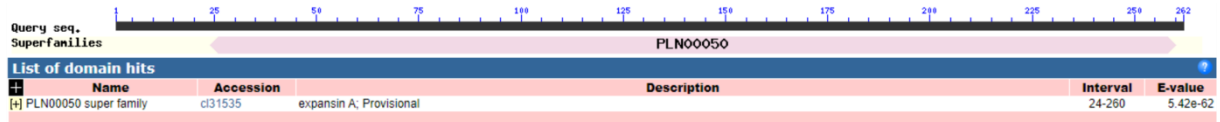
## EXTERNAL RESOURCES

-

## GENE STRUCTURE



## DOMAIN ARCHITECTURE



## SEQUENCES

### Peptide

>PpEXPA-27

MRTSAVVSSMKAACAGVAALMALSVLPCVVGAPYGWSEAHITYYGTASGGGTQG  
GACGYPNTFAMGYGAMTAALSYPLFQGGKACGGCYQLRCKWVTPTRTVHNWCWS  
YSRTITVTATNSCPPGSHGGWCNWRPHFDLMPAFLTLARREGGVAPVYYRKVRCA  
KRGGIRFTIGGNPYFLMILIHNVGGAGDLKAVKVRGGNGYWVPMWRNWGALWTCK  
TRMSGALSFIITGDGRTLTTYKAVGGYWRFGQTWEQSQR\*

### CDS (coding sequence)

>PpEXPA-27

ATGAGGACTTCGGCCGTAGTATCCAGCATGAAGGCCGCAGCTTGCGCTGGCGTGG  
CCGCCTTGATGGCGCTGAGCGTCCTGCCTTGCGTGGTGGGAGCGCCGTACGGGTG  
GAGTGAGGCGCATATCACGTAACGGAACAGCTAGTGCGGTGGCACGCAGGG  
AGGCGCCTGCGGGTATCCGAACACCTTTGCGATGGGATACGGGGCGATGACCGC  
AGCGTTGAGTTATCCTCTGTTCCAGGGCGGAAAGGCATGCGGCGGGTGCTATCAG  
TTGCGGTGCAAGTGGGTGACGCCAACCCGAACCGTGCACAACCTGGTGCTGGAGCT  
ACTCTCGCACCATCACCGTGACCGCAACAACTCGTGCCCTCCAGGGTCGCACGG  
AGGTTGGTGCAACTGGAGACCTCACTTCGACTTGCCAATGCCTGCTTTCCTGACG  
CTGGCACGGCGTGAGGGAGGAGTGGCTCCGGTGTATTACAGGAAGGTCCGGTGC  
GCGAAGCGCGGCGGAATTCGGTTCACCATCGGAGGCAACCCGTACTTCTTGATGA  
TCCTGATTCACAACGTGGGAGGGGCGGGCGATTTGAAGGCAGTGAAGGTCAGGG  
GAGGAAACGGATATTGGGTGCCATGTGGCGCAACTGGGGCGCGCTGTGGACAT  
GCAAAACGAGGATGAGCGGAGCATTGTCTTTCCAGATTACGACGGGCGACGGGC  
GCACTTTGACGACTTACAAAGCCGTGGGCGGGTACTGGAGGTTTCGGACAGACCTG  
GGAAGGATCCCAGTTCAGGTAG

### Nucleotide

>PpEXPA-27

TCTGCTTAGACTAGGCCTGACAGCCCTCGCATTGGGGACAAGGCAATGTGCTTTA  
ACCGGTATGCAATCGCTCAGTACTACCACACCTGTACTTGATGTAATTAGAAGGA  
CGAACTATTCCACGAATACGGGTAAAGAAATCGTAGAAGTCCCGCATCCTTCAGGA  
GAAATGTGGTGGTGTATAAATGCTCCGCTGAGCACTTTGCTTCTTGCGTTCTCGCT  
ACATCTGTTGTAGCATACCGTGATCTCCCTAAGTTCCTTCCAACCTGCAGGCCATCT

AAATCAAGCAGCCTTGATCATCAGTTCCCGATGTGCGCACACAGAAACCAAGCC  
TG TAGACTTCGAGCCCACTCAGATACAGCTTTCATCTCTGCCATACTAGCACG  
ACCAGGTGGCCATGAGGACTTCGGCCGTAGTATCCAGCATGAAGGCCGCAGCTTG  
CGCTGGCGTGGCCGCCTTGATGGCGCTGAGCGTCCTGCCTTGCGTGGTGGGAGCG  
CCGTACGGGTGGAGTGAGGCGCATATCACGTA CTACGGAACAGCTAGTGGCGGT  
GGCACGCAGGGAGGCGCCTGCGGGTATCCGAACACCTTTGCGATGGGATACGGG  
GCGATGACCGCAGCGTTGAGTTATCCTCTGTTCCAGGGCGGAAAGGCATGCGGCG  
GGTGCTATCAGTTGCGGTGCAAGTGGGTGACGCCAACCCGAACCGTGCACTG  
GTGCTGGAGCTACTCTCGCACCATCACCGTGACCGCAACAACTCGTGCCCTCA  
GGGTCGCACGGAGGTTGGTGCAACTGGAGACCTCACTTCGACTTGCCAATGCCTG  
CTTTCCTGACGCTGGCACGGCGTGAGGGAGGAGTGGCTCCGGTGTATTACAGGAA  
GGTCCGGTGC GCGAAGCGCGGCGGAATTCGGTTCACCATCGGAGGCAACCCGTA  
CTTCTTGATGATCCTGATTCACAACGTGGGAGGGGCGGGCGATTTGAAGGCAGTG  
AAGGTCAGGGGAGGAAACGGATATTGGGTGCCCATGTGGCGCAACTGGGGCGCG  
CTGTGGACATGCAAACGAGGATGAGCGGAGCATTGTC TTTCCAGATTACGACGG  
GCGACGGGCGCACTTTGACGACTTACAAAGCCGTGGGCGGGTACTGGAGGTTTCG  
GACAGACCTGGGAAGGATCCCAGTTCAGGTAGGTAGATTGTAGCGGACCTCGAC  
GCTGAGCGCAGCATCGGTGGCAACAGTCGCTGTGATCGATGGGAACATGGCGTC  
GCTCCGCGGTCCGAGATGTGCGTGCGAGT