

## IDENTIFICATION

**Species:** *Panicum hallii* HAL

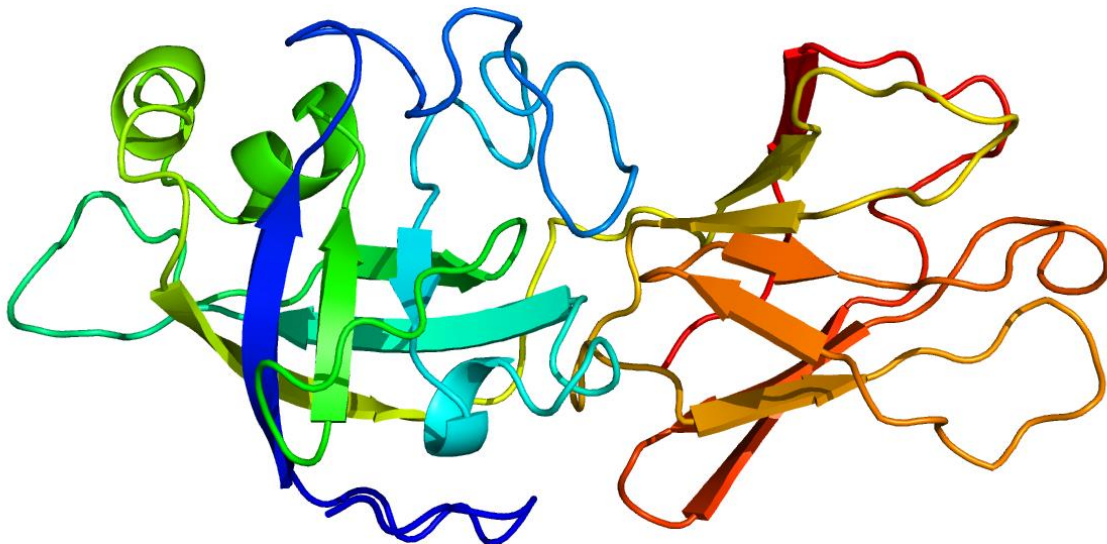
**Locus:** PhHAL.9G404200

**Gene Model:** PhHAL.9G404200.1.p

**Description:** PhhEXPB-21

**Family:** Beta Expansin

**3D structure:**



## GENOME DATABASES

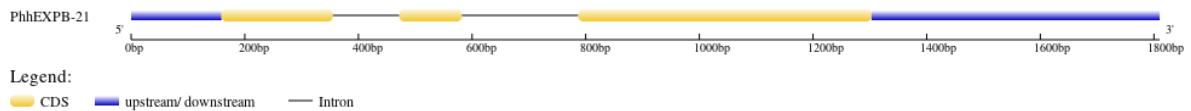
Phytozome: [https://phytozome-next.jgi.doe.gov/info/PhaliiHAL\\_v2\\_1](https://phytozome-next.jgi.doe.gov/info/PhaliiHAL_v2_1)

KEGG:-

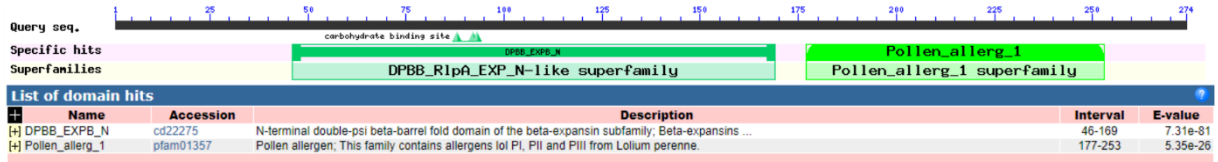
## EXTERNAL RESOURCES

-

## GENE STRUCTURE



## DOMAIN ARCHITECTURE



## SEQUENCES

### Peptide

>PhhEXPB-21

MMAAQAAAALVAGLLAVLVVAHGVRAQPANDTSSAVRQLLGSGGGWLPKATW  
YGAPNGAGPDDNNGACGFKGTNQYPFMSMTSCGNEPLFQDGQCGACYEIKCTSKD  
NPACSGQPKRVMITDMNYYPVAKYHFDLSGTAFGALAMPGLNDRRLRHAGIINIQRFR  
VPCDNRGLTVNFHVEQGSNPVYLAVLVQYANKAGTVLQMDLLESGSSYWTPMRRS  
WGSVWRLDSNHPLRAPFSMRIRGESGQTLVANNVIPANWRPNTDYRSYVQFS\*

### CDS (coding sequence)

>PhhEXPB-21

ATGATGGCCGCCAGGCAGCTGCTGCACTCGTTGCTGGGCTCCTCGCCGTGCTTG  
TCGTGCGCATGGCGTTCGAGCACAGCCGGCGAACGACACCTCCTCCGCCGTCGG  
CCAACCTCCTCGGCTCCGGCGGCGGCTGGCTCCCGGCCAAGGCCACCTGGTACGGC  
GCGCCCAACGGAGCCGGCCCCGACGACAACGGTGGCGCTTGTGGGTTCAAGGGC  
ACCAACCAGTACCCCTTCATGTCCATGACGTCGTGCGGCAACGAGCCCCTGTTC  
AGGACGGCCAGGGCTGCGGTGCATGCTACGAGATAAAGTGCACCAGTAAGGACA  
ACCCCGCCTGCTCCGGCCAGCCCAAGAGGGTGATGATCACGGACATGAACTACTA  
CCCGGTGGCCAAGTACCACTTCGACCTCAGCGGCACGGCCTTCGGCGCCCTTGCA  
ATGCCGGGCCTCAACGACAGGCTGCGCCATGCGGGCATCATCAACATCCAGTTCA  
GGAGGGTACCCTGCGACAACCGGGGGCTCACCGTCAACTTCCACGTGGAGCAGG  
GCTCCAACCCCGTCTACCTAGCGGTGCTGGTCCAGTACGCAAACAAGGCGGGAAC  
CGTCTGACAGATGGACCTCCTCGAGTCCGGCTCGAGCTACTGGACACCGATGCGG  
CGCTCTTGGGGCTCCGTCTGGCGGCTGGACTCCAACCACCCGTTGCGGGCGCCCT  
TCTCGATGCGCATCCGTGGCGAATCTGGCCAGACGTTGGTGGCCAACAACGTCAT  
CCCGGCAAACCTGGAGACCCAACACCGACTACCGCTCCTACGTCCAGTTTAGCTAA

### Nucleotide

>PhhEXPB-21

AACTGCTGAAGCTCCTCTGCCTTCGCTTAGCTGCTTGCCCGCCTATAAGAACACCG  
GCAGTCTCGTCCCTTCCATCACCAAACAGGCAGAACACGCAGCACATCCTGACA  
TCCAACAAGTACATACCAGCAGCTTAGTAGAAGCTGAGATCGATATATATGATGG

CCGCCAGGCAGCTGCTGCACTCGTTGCTGGGCTCCTCGCCGTGCTTGTGTCGTCGCG  
CATGGCGTTCGAGCACAGCCGGCGAACGACACCTCCTCCGCCGTCCGCCAACTCC  
TCGGCTCCGGCGGGCTGGCTCCCGGCCAAGGCCACCTGGTACGGCGCGCCCAA  
CGGAGCCGGCCCCGACGACAACGGTATGTACACGCGTTGCTGTTGCTGTCGTGTC  
GTGTTTACAAGCTGGTTTCGCATGCATGCCATCCGAGCAATGCCGTGGCTGACAT  
TGTGTTGTGCGTCCGGTTCTGCTTCTGCAGGTGGCGCTTGTGGGTTCAAGGGCACC  
AACCAGTACCCCTTCATGTCCATGACGTCGTGCGGCAACGAGCCCCTGTTCCAGG  
ACGGCCAGGGCTGCGGTGCATGCTACGAGGTAACCACGTTAAATTACCCGTCCAC  
TTGTCCGGAGCATTAAATTCTGATCATTCAAATGTACTACTATACTGCCAACCACC  
AGATTTGTAGTATATCTTTTCCTCGAAGTTGACAATCTTGCATCGTTCAGTACGAG  
TCCTTGAACTCATGAGGTCAACCTCAACATGCATAACGCATCTTTTCACGTTCTGC  
TTAAACTTCAGATAAAGTGCACCAGTAAGGACAACCCCGCCTGCTCCGGCCAGCC  
CAAGAGGGTGATGATCACGGACATGAACTACTACCCGGTGGCCAAGTACCACTTC  
GACCTCAGCGGCACGGCCTTCGGCGCCCTTGCAATGCCGGGCCTCAACGACAGGC  
TGCGCCATGCGGGCATCATCAACATCCAGTTCAGGAGGGTACCCTGCGACAACCG  
GGGGCTACCGTCAACTTCCACGTGGAGCAGGGCTCCAACCCCGTCTACCTAGCG  
GTGCTGGTCCAGTACGCAAACAAGGCGGGAACCGTCCCTGCAGATGGACCTCCTCG  
AGTCCGGCTCGAGCTACTGGACACCGATGCGGGCGCTCTTGGGGCTCCGTCTGGCG  
GCTGGACTCCAACCACCCGTTGCGGGCGCCCTTCTCGATGCGCATCCGTGGCGAA  
TCTGGCCAGACGTTGGTGGCCAACAACGTCATCCCGGCAAACCTGGAGACCCAAC  
ACCGACTACCGCTCCTACGTCCAGTTTAGCTAAGCGACCGATCACTTCGTAAACA  
TATCCACGGTTCGGTTGTTGATTTATTTGGTGTGCTGTGATTGCAAATCTTTTTGC  
AATGGGTTTGACGATTTTCAGTGACATGTTGTCTTTTGTGCGTGTGCACTTGGGTC  
GCGTGTGAAATGGAGGAGGCAAAGTGTTTTATTCATGTATGCTCTCCCGCCCACC  
GACGAAATTGTGTACTIONACAAGTAGCATGTGCTTGATGAATAGAGTGATAAATGT  
GTAACCATTTTTCGGGGTATACCTCGTCAAGGGATTATTATTACTIONTTTGTCAA  
TCACATATTTCTGATTTTCTAGTCGATGCGGATTCAGGCCAAAACACCTGCAATG  
TATGAGTTTGTAGAACACTTAAAAATCCATTGCATTGTTTCGTATTAGTAGATGT  
ACTATGACCCATGCCAGTTAGTGGTAGTGGGATGTCTAGTCACATGTTTGGTTTG  
AGGACTTGCCTCATGTCCTTATGTATCTTTGTTATTTTT