

IDENTIFICATION

Species: *Panicum hallii*

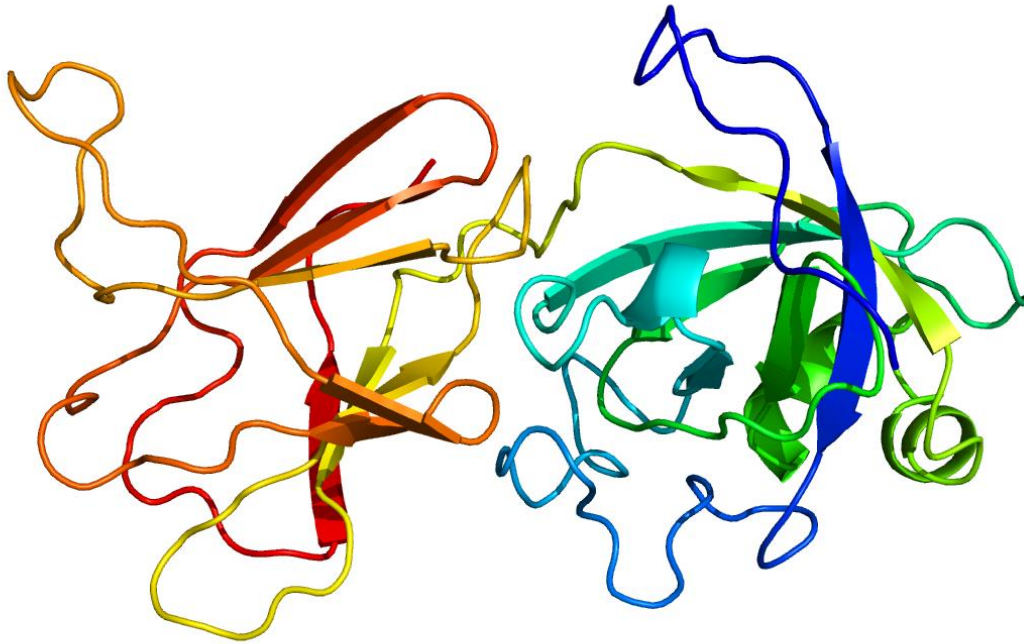
Locus: Pahal.9G640900

Gene Model: Pahal.9G640900.1.p

Description: PhEXPB-33

Family: Beta Expansin

3D structure:



GENOME DATABASES

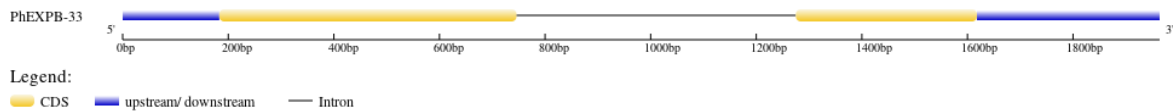
Phytozome: https://phytozome-next.jgi.doe.gov/info/Phallii_v3_1

KEGG: <https://www.genome.jp/entry/T07366>

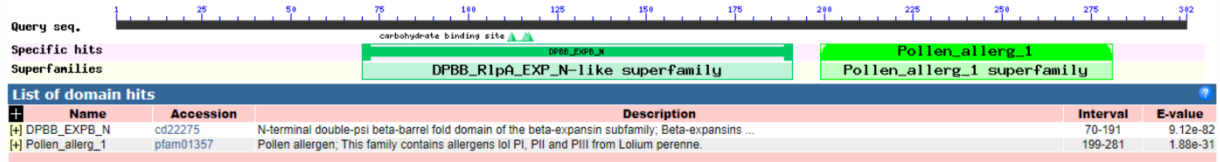
EXTERNAL RESOURCES

-

GENE STRUCTURE



DOMAIN ARCHITECTURE



SEQUENCES

Peptide

>PhEXPB-33

MSLSSRAVAAALLCLLV AHGTSCSKQHKTGHKAAHAAPTTPPPGTTPPAATTPPPPSSTS
 NSSSSNAGDGWLNARATWYGAPNGAGPDDNNGACGFKGVNLPPFSAMTSCGNP
 LFKDGKGCSCYQIRCLAHPACSGIPETVIITDMNYYYPVAPYHLDLSGTAFGAMAKD
 GRNDELRHAGIIDIQFKRVACQYPGLTVTFHIERGSNPNYLAVLVEYSNGDGDVQV
 DLMESRAEDGEPTGVWEPMRESWGSIW RMDTRRPLQGPFSLRVTNESGKTLVADQV
 IPADWQPDSVYSSIVQFD*

CDS (coding sequence)

>PhEXPB-33

ATGTCCCTGTCCTCCCGCGCCGTCGCCGCTGCGCTGCTCTGCCTGCTCGTGGCTCA
 TGGCACCAGCTGCTCCAAGCAGCACAAAGACCGGACACAAGGCCACGCCGCACC
 GACGACGCCGCCGCCGGGCACACCTCCTGCTGCTACGACTCCTCCGCCACCATCG
 TCCACATCGAATTCAGTTCCAGTTCCAACGCCGGCGATGGCTGGCTCAACGCC
 GGGCGACGTGGTACGGCGCCCCAACGGCGCCGGCCGGACGACAACGGTGGCG
 CCTGCGGCTTCAAGGGTGTCAACCTGCCGCCCTTCTCCGCCATGACGTCCTGCGG
 GAACGAGCCACTTTCAAGGACGGCAAAGGATGTGGCTCCTGCTACCAGATCCG
 TGCCTTGCCACCCCTGCTTCCGGCATCCCGGAGACGGTCATCATCACAGACA
 TGAATTACTACCCGGTGGCGCCCTACCACTTGGACCTCAGCGGAACAGCCTTCGG
 CGCCATGGCCAAGGACGGCCGAACGACGAGCTCAGGCACGCCGGCATCATCGA
 CATCCAGTTCAAGAGGGTTGCTTGCCAGTACCCTGGTCTGACTGTGACCTTCCAC
 ATCGAGCGCGGCTCCAACCCCAACTACCTGGCGGTGCTGGTGGAGTACTCCAACG
 GCGACGGCGACGTGGTGCAGGTGGATCTGATGGAGTCGCGGGCGGAGGACGGCG
 AGCCGACGGGGGTGTGGGAGCCGATGCGCGAGTCTGGGGTTCCATCTGGCGGA
 TGGACACCCGGCGGCCGCTGCAGGGGCCCTTCTCGCTGCGCGTCACCAACGAGTC
 CGGCAAGACGCTGGTGGCGGACCAGGTCATCCAGCAGACTGGCAGCCGGACAG
 TGTCTACAGCTCCATCGTCCAGTTTGATTGA

Nucleotide

>PhEXPB-33

AGCAATATAATTATTTGATCCCGGCCTTTGCTATATATATAAACACATGGCTAGCT
AGCATCATCGATCGACGACATACCCCGCGACCACACCAGTAGCTTGCAAGTAATC
TCCATCCATCCATCATCCAAACACACGGCAGCCAACAAGGGCCAGGGCCAGGGC
CAGGCCACGACACGCATCATGTCCCTGTCTCCCGCGCCGTCGCCGCTGCGCTGC
TCTGCCTGCTCGTGGCTCATGGCACCAAGCTGCTCCAAGCAGCACAAGACCCGGACA
CAAGGCCACGCCGACCCGACGACGCCGCCGCCGGGCACACCTCCTGCTGCTACG
ACTCCTCCGCCACCATCGTCCACATCGAATTCCAGTTCCAGTTCCAACGCCGGCG
ATGGCTGGCTAACGCCCGGGCGACGTGGTACGGCGCCCCAACGGCGCCGGCC
CGGACGACAACGGTGGCGCCTGCGGCTTCAAGGGTGTCAACCTGCCGCCCTTCTC
CGCCATGACGTCCTGCGGGAACGAGCCACTCTTCAAGGACGGCAAAGGATGTGG
CTCCTGCTACCAGATCCGCTGCCTTGCCACCCTGCTTGCTCCGGCATCCCGGAGA
CGGTCATCATCACAGACATGAATTAACCCGGTGGCGCCCTACCACTTGGACCT
CAGCGGAACAGCCTTCGGCGCCATGGCCAAGGACGGCCGCAACGACGAGCTCAG
GCACGCCGGCATCATCGACATCCAGTTCAAGAGGTTGGTACATTATATTCCTCTG
CATCTGCATGTGCAGTCTGCAGCTAGGCATCAGTTAGTTGTGGCAGTGCAGTGCA
GTGCAGTGGGGCGCGCCTTACTTTCTTTGCGCGCGCATGCTCGATCCTTTCTTT
TGCATCGAACATGCCATTCGATTGTTGGACTATACTAGCTACCTTTTCTTTCATG
AGCTATCCGCTTTAGCATTCAACCATTTTAATAATCTTGTAACGGCCGCGCGCAAT
AAGCCAAGTACTCCTACTAAAAGTAGCTAGCTAGCTAGGCATGCCATGGGGTGG
GTCCAGGGCATAACAGCCATATAACGATAACTCCAGTCTACAACCTAACTGAC
TAATGAACGGGCCCAATGCAAGAAAATCTAATTATTAGTTGTTTTTGGCGTTTTCT
ACGGACGTAGATTTTGCCACATATGCGTGTGTGTAATAATTTGAAACGGAGCGAG
TAAGTAGCTCCTAAGTAGCATGATGCATGGACGTAATAACATGAGCAAGAATATA
ATAATGCAGGGTTGCTTGCCAGTACCCTGGTCTGACTGTGACCTTCCACATCGAG
CGCGGCTCCAACCCCAACTACCTGGCGGTGCTGGTGGAGTACTCCAACGGCGACG
GCGACGTGGTGCAGGTGGATCTGATGGAGTCGCGGGCGGAGGACGGCGAGCCGA
CGGGGGTGTGGGAGCCGATGCGCGAGTCCTGGGGTTCCATCTGGCGGATGGACA
CCCGGCGGCCGCTGCAGGGGCCCTTCTCGCTGCGCGTCACCAACGAGTCCGGCAA
GACGCTGGTGGCGGACCAGGTCATCCAGCAGACTGGCAGCCGGACAGTGTCTA
CAGCTCCATCGTCCAGTTTGATTGATGGATGGATCGATCGATCGATTAGCTAGAG
ATTTATCATCGTCATCATCTTCATCGTCATCGCAACGTAGTATGCATGCTGATTAT
ATATATACATACACATATAACATACTGTGACAGGTGCGTGCCTGAGA
CGTCGCCTGTGACGTCCGTCCGTCCGATCGACCATTGCTGATGGTGGTTCGACCA
TGCATGCATGTCCTAGCGCGTGCATTGCGATGAATATAATGTTAATTGCTGCTTTG
CGACTTTAATTTGTCACGTGTGTGCTAGCTTCTATGTATATGTTAGTTATTATTTTC
TACGTACATACAGTACACTACACAAGCCTTTATCTGC