

IDENTIFICATION

Species: *Arachis duranensis*

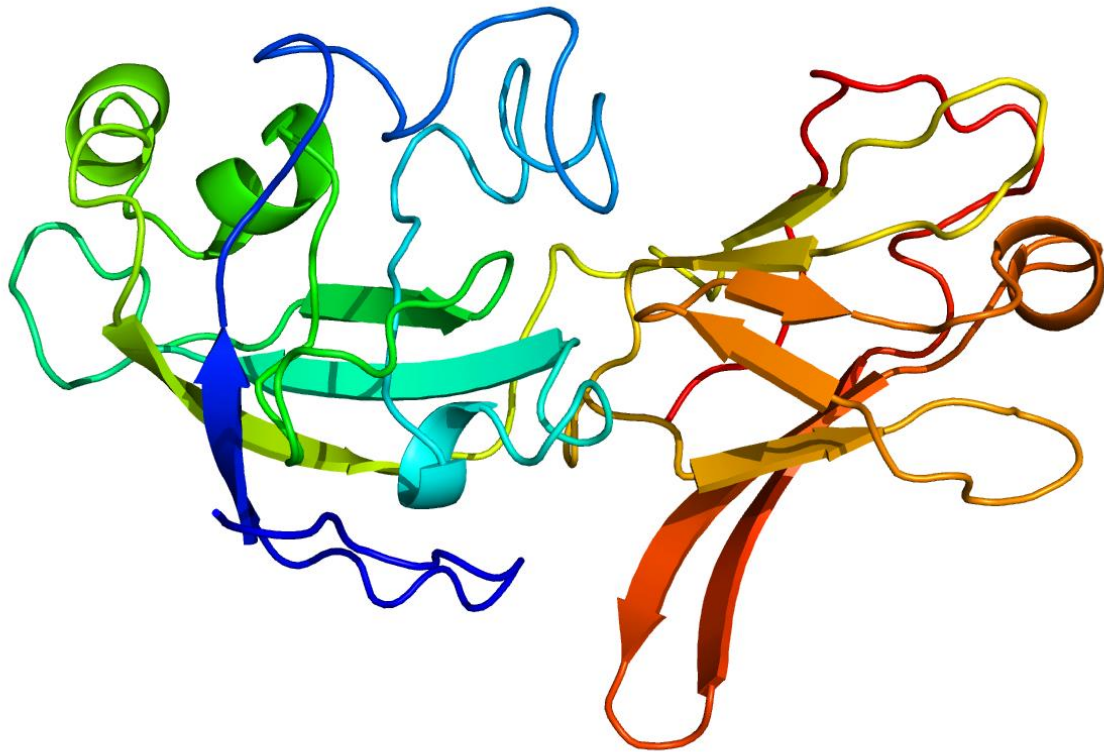
Locus: XP_020992184

Gene Model XP_020992184.1

Description: AdEXPB-01

Family: Beta Expansin

3D structure:



GENOME DATABASES

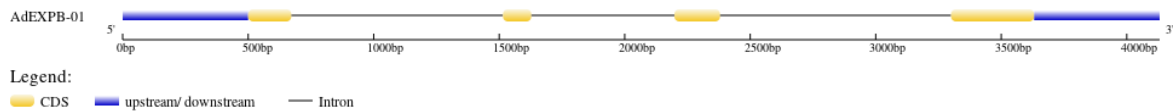
NCBI: <https://www.ncbi.nlm.nih.gov/genome/?term=Arachis+duranensis>

KEGG: <https://www.genome.jp/entry/T04300>

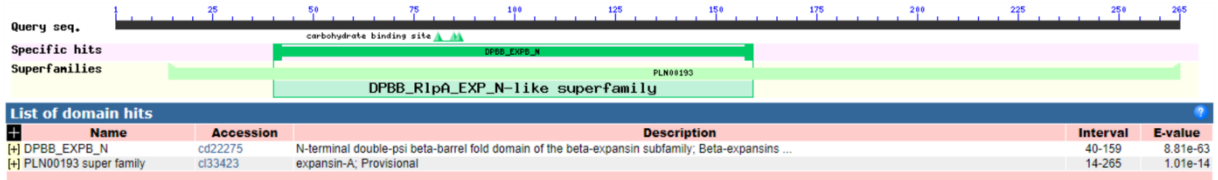
EXTERNAL RESOURCES

<https://peanutbase.org/organism/Arachis/duranensis>

GENE STRUCTURE



DOMAIN ARCHITECTURE



SEQUENCES

Peptide

>AdEXPB-01

MKVHTCTLVVLCSMLLSTTCYCNPKFFNPSKAANDEKLWNQTRATWYGTDPDGAGS
DSGACNYGKTVESPPISKLTAAGSFIFRKGYGCGSCYEVKCTDNAACSGKPVTVVV
SDECSSCSGYHFNLSGAASFASIANPGQQDTRLRKLQVNLQYRRVSCSFGNSIAVRIGE
NSRPPTYMEASIEYVNGDAEYIDLEVRDQSFLT VSRVGGATWSFFFAGYNLQPPMTL
TLTQRYSNGTKGKTIQLPNIIPVDWKIGQLYQSKTNF

CDS (coding sequence)

>AdEXPB-01

ATGAAGGTTACACATGTACTCTTGTAAGTCCTTTGTTCTATGCTTTTAAGCACTAC
TTGTTATTGCATCAACCCCAAATTTTTCAATCCTTCCAAAGCTGCAAATGATGAGA
AACTATGGAACCAACACGAGCTACATGGTATGGAACCCCGGATGGTGCTGGAT
CAGATAGTGGTGCATGTAATTATGGTAAAACGTGGAGAGTCCTCCAATCTCTAA
ATTGACCGCGGCTGCTGGTAGTTTTATTTTTTCGCAAAGGCTATGGATGTGGTTCTT
GTTATGAGGTGAAATGCACAGATAATGCAGCATGTTTCAGGGAAGCCAGTGACAG
TGGTAGTAAGTGATGAATGCTCATCGTGTTTCAGGATAACCATTTCATCTCAGTGG
CGCCGCTTTTGCTTCCATCGCAAATCCAGGTCAACAAGATACTCTTCGCAAACCTTG
GACAAGTCAACCTTCAATACAGAAGGGTTTCATGCTCATTGGGAATTCTATAGC
AGTGAGGATCGGTGAAAACCTTAGACCACCAACTTACATGGAAGCATCAATCGA
ATACGTAAATGGAGACGCAGAATACATTGATTTAGAAGTTCGTGATCAAAGTTTT
CTTACTGTTTCTCGTGTGGGGGGTGCAACATGGAGTTTCTTTTTTCGCTGGTTATAA
TTTGCAACCTCCAATGACTTTAACGCTCACTCAACGTTATTCCAATGGCACCAA
GGAAAGACCATTCAACTTCCTAATATCATCCAGTTGATTGGAAGATTGGTCAAC
TTTATCAATCAAAGACAAATTTCTAG

Nucleotide

>AdEXPB-01

AAATTTCAATCCCATGATTTAGTTCTTAATATGCAATGATTCTTCTTATAAAAC
TTCTTTATTTATATGTAATTTTCTTCTTTGGGAAGATAAGTATTTTTATTTATGGAT
AATTTTGTAATCCAATTCATTACATTAATGACTCTTTTAAAATTTCAATAATCT

CTTGCTTGTTTTTCAGATTCCATAAAAATTCGAAGAATTAGATAAGAATTCATTTAA
TTTTAAATTTTAATAAGCACTAATAAAAATTAGAGTGATCCATTTTAGTCATCACGA
TTTACAAACAAAATCTAATATATTTTAAATATATAATCATTCCAATAAATTCCAAA
ATATAACCATTAATTAGATTA AAAAGTTATTGGTCTTGGTCACCAAATTA AAAATATT
AGAAATATAACTATTCATATATGTTGTGCGGTTAAATTTTTTTAGAAGAATGATTTT
GTAACATAATATCAA AATTTGTATGATCGACAAATCTAAAATGTTATAATGTTAT
TATATCTGTAGAATTCAAAAAATATATATAAAAATAAATAAAGACACAAATCCAA
AAAAATTATTGCATCATAAGAAATATATCATCAAGAGATTTAGACCAATATAATA
AAAATAAAAAATGCAATATTTCTATCTTTGCATTTCAAACCATTTCAGAAATAATA
TATATATTGTAGTGCTAATTTTAATTTGTGTTGTGTGTTTTAGGGTTTCATGCTCAT
TTGGGAATTCTATAGCAGTGAGGATCGGTGAAA ACTCTAGACCACCAACTTACAT
GGAAGCATCAATCGAATACGTAAATGGAGACGCAGAATACATTGATTTAGAAGT
TCGTGATCAAAGTTTTCTTACTGTTTTCTCGTGTGGGGGGTGCAACATGGAGTTTCT
TTTTCGCTGGTTATAATTTGCAACCTCCAATGACTTTAACGCTCACTCAACGTTAT
TCCAATGGCACCAAAGGAAAGACCATTCAACTTCCTAATATCATCCCAGTTGATT
GGAAGATTGGTCAACTTTATCAATCAAAGACAAATTTCTAGAAGACACTTACTAG
AAAATTTTATTATATTTCTATTTATAAATAATAGTCNNNNNNNNNNNNNNNNNNNN
NN
GTATATTA AAAATTAGCAATCAA AATCAGTTATGAGTAATTTTTTTTTTTTTGGTTT
CCCACGGTATCCCCAACCCGACAGGTCAAGGACTAATCCGCCGCGGTACTGAGC
TCCATTTAAGGGTTTGCCGCTGGCCAATGGGTTGCTGCATACACAAGGCGGGATT
CGAACCCCGACACTTGCTTAAGCGGACTAGTGAGAGTTTTGAGTATTTGTGTTT
GTTTGAGCGCTATTATTTTAATAAGAAAAAATCTTTTTTCAATAATTTTTTTTAA
TTTTTAGAGTGTTTAACAAATTTCTATTAGTAAAAATAAAAAGTATTAGAAAAATTT
TAAAAAAAATATTTTTTTTGAGAAGGTGTAATTTACATCTTTTTTT