

## IDENTIFICATION

**Species:** *Panicum hallii* HAL

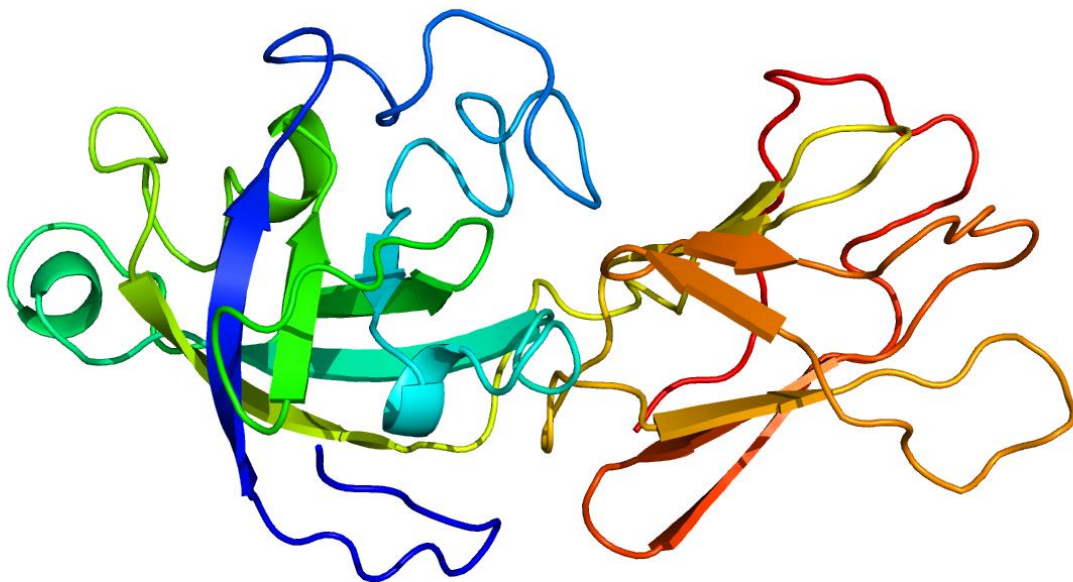
**Locus:** PhHAL.1G109100

**Gene Model:** PhHAL.1G109100.1.p

**Description:** PhhEXPA-02

**Family:** Alpha Expansin

**3D structure:**



## GENOME DATABASES

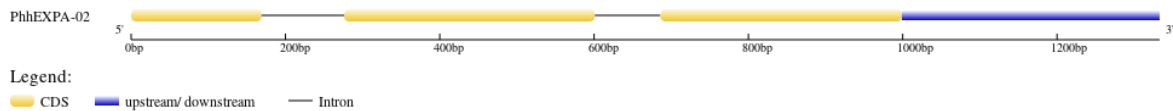
Phytozome: [https://phytozome-next.jgi.doe.gov/info/PhalliiHAL\\_v2\\_1](https://phytozome-next.jgi.doe.gov/info/PhalliiHAL_v2_1)

KEGG:-

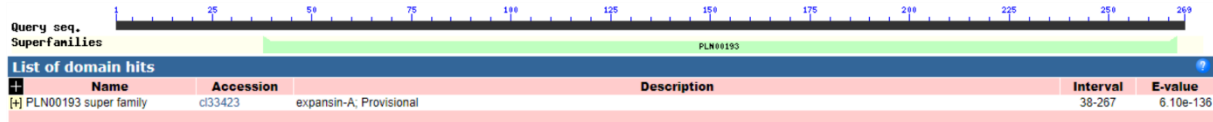
## EXTERNAL RESOURCES

-

## GENE STRUCTURE



## DOMAIN ARCHITECTURE



## SEQUENCES

### Peptide

>PhhEXPA-02

MAPARVLA VLLAVAWLLAAVAADDAATSASSSPAPVGWLKAHATFYGGADASGT  
MGGACGYGNLYSQGYGTRTAALSTALFNDGASCGQCYKIACDRKRADRAFCKPGV  
TVT VTATNFCPPNYALPGDNGGWCNPPRAHFDMAQPAWEKIGVYSGGIIPVMYRRV  
PCVRRGGVRFTINGHDYFNLVLIANIAAGGSIKSMVDVKSSGSDNWMPMARNWGAQ  
WHSLAYLTGQSLSFRVTDTDGQTLLEFTNVVPKGWKFGQTFASKIQFK\*

### CDS (coding sequence)

>PhhEXPA-02

ATGGCTCCGGCTCGAGTTCTTGACAGTCGTGTTGCTCGCGGTCGCCTGGCTCTTGGC  
CGCGGTCGCTGCTGATGACGCTGCCACCAGCGCTTCATCGTCTCCGGCGCCGGTC  
GGGTGGCTGAAGGCGCACGCCACGTTCTACGGCGGCGCCGACGCTCCGGCACC  
ATGGGCGGCGCGTGC GGGTACGGCAACCTGTACTCGCAGGGCTACGGCACGCGG  
ACGGCGGCGCTGAGCACTGCCCTCTCAACGACGGCGCGTTCGTGCGGCCAGTGCT  
ACAAGATCGCCTGCGACCGCAAGAGGGCGGACCGGGCGTTCTGCAAGCCCGGCG  
TGACGGTCACCGTCACGGCCACCAACTTCTGCCC GCCAACTACGCGCTGCCCGG  
CGACAACGGCGGCTGGTGCAACCCGCCGCGGGCGCACTTCGACATGGCGCAGCC  
GGCCTGGGAGAAGATCGGCGTCTACAGCGGCGGTATCATCCCCGTCATGTACAGA  
AGGGTTCCTTGCGTGAGGCGAGGCGGGGTGCGGTTACGATCAACGGGCACGAC  
TACTTCAATCTTGTGCTCATAGCCAATATAGCAGCAGGTGGCTCCATCAAATCCA  
TGGATGTCAAGAGCTCCGGTTCGGATAACTGGATGCCAATGGCGCGCAACTGGG  
GTGCCCAATGGCACTCCCTTG CATACTTACGGGGCAAAGTCTCTCGTTTAGGGT  
CACCGACACCGATGGACAGACTCTTGAATTCACGAACGTGGTGCCAAAAGGATG  
GAAGTTTGGCCAAACATTCGCAAGCAAGATACAGTTCAAGTAA

### Nucleotide

>PhhEXPA-02

ATGGCTCCGGCTCGAGTTCTTGACAGTCGTGTTGCTCGCGGTCGCCTGGCTCTTGGC  
CGCGGTCGCTGCTGATGACGCTGCCACCAGCGCTTCATCGTCTCCGGCGCCGGTC  
GGGTGGCTGAAGGCGCACGCCACGTTCTACGGCGGCGCCGACGCTCCGGCACC  
ATGGGTAAGCTCCTCTGATCTACCCGCTCAAAAACCATGGGATAGCAGTGTATAT  
GGCAGAATTAACCGGATTGTCATAACGGTTTTCTGATGCTCATGTGTTACGGCA

GGCGGCGCGTGCGGGTACGGCAACCTGTACTCGCAGGGCTACGGCACGCGGACG  
GCGGCGCTGAGCACTGCCCTCTTCAACGACGGCGCGTTCGTGCGGCCAGTGCTACA  
AGATCGCCTGCGACCGCAAGAGGGCGGACCGGGCGTTCTGCAAGCCCGGCGTGA  
CGGTCACCGTCACGGCCACCAACTTCTGCCCGCCAACTACGCGCTGCCCGGCGA  
CAACGGCGGGCTGGTGCAACCCGCCGCGGGGCGCACTTCGACATGGCGCAGCCGGC  
CTGGGAGAAGATCGGCGTCTACAGCGGCGGTATCATCCCCGTCATGTACAGAAG  
GTGGGCAAGTCTCTTGATCTTCACTTGATCAACAATTTTCCCCAAGATCATCATC  
TGAATTGAAGGTTGAATTGTTGGTTGCAGGGTTCCTTGCGTGAGGGCGAGGCGGGG  
TGCGGTTACGATCAACGGGCACGACTACTTCAATCTTGTGCTCATAGCCAATAT  
AGCAGCAGGTGGCTCCATCAAATCCATGGATGTCAAGAGCTCCGGTTCGGATAAC  
TGGATGCCAATGGCGCGCAACTGGGGTGCCCAATGGCACTCCCTTGCATACCTTA  
CGGGGCAAAGTCTCTCGTTTAGGGTCACCGACACCGATGGACAGACTCTTGAATT  
CACGAACGTGGTGCCAAAAGGATGGAAGTTTGGCCAAACATTCGCAAGCAAGAT  
ACAGTTCAAGTAAGAGGGTCCATGTGGGATTTCCCTGCGGTCGATTTGTGGGAGTA  
TGAAGTCTAATTGAACATGGTCAAATGCTTGGAGTTGCTTCTACTGTATAAAA  
TGTGCATTACTTGTATGTGGATACCTATTCAGCATCCATGGCTTGTATCTCTCATT  
CTTTTTATTGTATATATATATATTCAGTGTTTAAATTAGCACTCATGGTTTGTATAAA  
GCAGGATGTCATGTTGAATTGTTTCATCTGCTGCTTAATTTGAAGGGTTAGTAACCT  
ATAGACGCAGTAAGACCTTACAAGGTCACATAATGTATCCCTTGTGAGGTGTTAA  
ATACAATTAATCTA