

IDENTIFICATION

Species: *Panicum hallii*

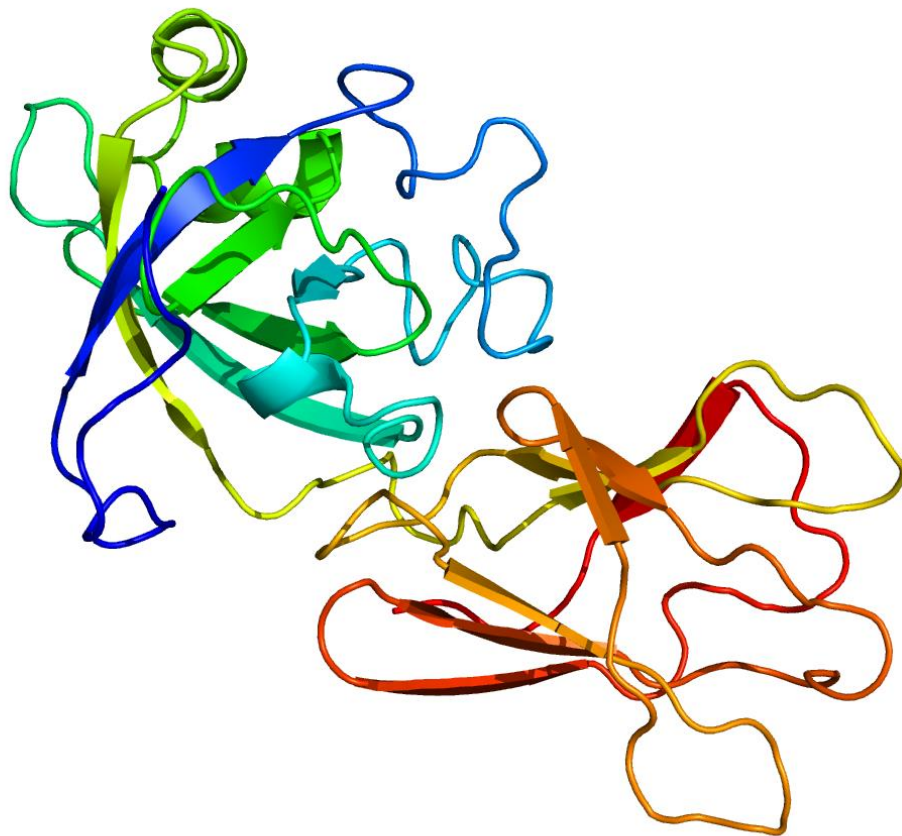
Locus: Pahal.9G395200

Gene Model: Pahal.9G395200.1.p

Description: PhEXPB-30

Family: Beta Expansin

3D structure:



GENOME DATABASES

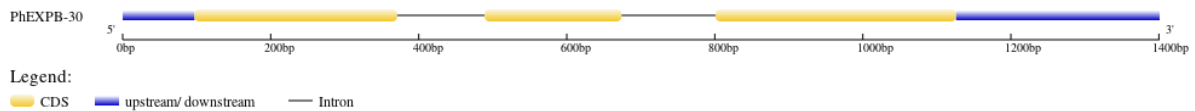
Phytozome: https://phytozome-next.jgi.doe.gov/info/Phallii_v3_1

KEGG: <https://www.genome.jp/entry/T07366>

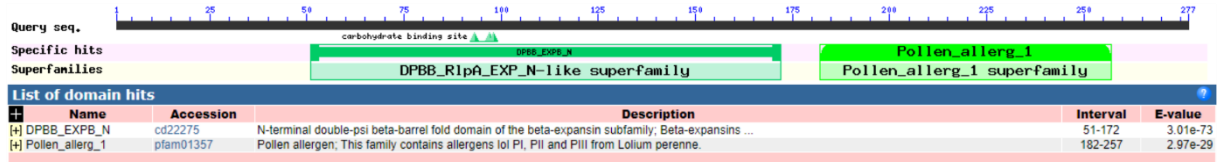
EXTERNAL RESOURCES

-

GENE STRUCTURE



DOMAIN ARCHITECTURE



SEQUENCES

Peptide

>PhEXPB-30

MGYLPNAVAVAVAAVLAAALVTGGSCDSSSAPNKVPPGPNVTTGYDGRWLAAK
ATWYGKPVGAGPDDSGGACGIKDVDRPPYSGMTSCGNGPIFKDGGKCGSCYEIRCN
APEECSNNPVTVFITDMNYDPIAPYHFDLSGTAFGAMATAGLQDKLRHRGIIDLEFRR
VQCKYAAGQKIVFVHEHGSNPNYLAVLVKFKVAGDSDVVQMDLKEKASPEWEPMLR
SWGTIWRMDTPRALRGPFSIRLTSSEGEKLVATDVVPENWIPNTVYESNIQF*

CDS (coding sequence)

>PhEXPB-30

ATGGGGTACCTGCCCAACGCCGTGGCCGTGGCCGTGGCCGTGGCCCGCCGTCTCTGG
CGGCGGCGCTCGTCACCGGCGGGTTCGTGCGACTCCTCATCAGCTCCCAATAAGGT
GCCGCCGGGCCCCAACGTCACGACCGGCTACGACGGCAGGTGGCTCGCCGCTAA
GGCCACCTGGTACGGCAAGCCCGTTCGGCGCCGGCCCCGACGACAGCGGGCGGCGC
GTGCGGGATCAAGGACGTGGACCGGCCGCCCTACAGCGGCATGACGTCCTGCGG
CAACGGCCCCATCTTCAAGGACGGCAAGGGCTGCGGCTCATGCTACGAGATCAG
ATGCAATGCGCCGGAGGAGTGCTCCAACAATCCGGTGACGGTGTTTCATCACCGAC
ATGAACTACGACCCCATCGCCCCCTACCACTTCGACCTCAGCGGCACCGCGTTCG
GCGCCATGGCCACGGCGGGGCTCCAGGACAAGCTCCGCCACCGCGGCATCATCG
ACCTGGAGTTCAGGAGGGTGCAGTGCAAGTACGCGGCCGGGCAGAAGATCGTGT
TCCACGTGGAGCACGGCTCGAACCCCAACTACCTGGCGGTGCTGGTGAAGTTCGT
CGCGGGCGACAGCGACGTCGTGCAGATGGACCTCAAGGAGAAGGCGTCGCCGGA
GTGGGAGCCGATGCGGCTCTCGTGGGGCACCATCTGGAGGATGGACACGCCAG
GGCGCTCAGGGGCCCTTCTCCATCCGCCTACCAGCGAGTCCGGCGAGAAGCTC
GTCGCCACCGACGTGGTCCCGGAGAACTGGATCCCCAACACAGTCTACGAGTCCA
ACATCCAGTTCTAG

Nucleotide

>PhEXPB-30

CGCCCCGCACGGCGTGGCCTGTCACAACCACACCCCCGACGCATTTCGAATAACA
GTTCGCCACAAAGATATATATGGGATCCCTCGCCAATAACATCGCGGCCGTGGCG
GCCGTCTGGCGGCGCTCGTCGCCGGCGGCTCGTGGCGGGCCCCCGAAGTCCC

ATGGCCCCAACATCACGGCCAACTACAACGGCCTGTGGCTTCCCGCCAGGGCCAC
CTGGTACGGCCAGCCCAACGGCGCCGGCCCCGCCGACAACGGCGGCGCGTGC GG
GATCAAGGACGTCAACCTGCCGCCCTACAGCGGCATGACGGCCTGCGGCAACGT
CCCCATCTTCAAGGACGGCAAGGGCTGCGGCTCATGCTACGAAGTACGTACGGAC
GACATTGCTTGCCGGAATAATCCTGCAGCACGATGCCGCCGTCGTCCATGAATCC
GAAATAGTAGATGTTAAATATATAAATTTCTCGTGGCGTTGCTGCACGCAGATCA
GATGCAAGGCGCCAGACGAGTGCTCTAACAACCCGGTGACGGTGTTTCATCACCG
ACATGAACTACGAGCCCATCGCCCCCTACCATTTTCGACCTCAGCGGCAAGGCCTT
CGGCGCCCTGGCCAAGCCCGGCCTCAACGACAAGCTCCGCCACTGTGGCATCATC
GACCTGGAGTTCAGGAGGTCATTATATTATTTATATTGCTCGATCGGCTATTCGGC
TATCAGCATGCACTTCTCCATGATGCAAGATCTGTACTACGTGCAAGCAGAGATG
ACAATGCAATGCATGAACTGCTGATGCCTGCAGGGTGCGGTGCAAGTACGTTGGC
GGGCAGAAGATCGTGTTCCACGTGGAGAAGGGGTCAAACCCCAACTACCTGGCG
GTGCTGGTGAAGTTCGTGCGGAGGACGGTGACATCGTGCAGATGGAGCTCAAG
GAGAAGGAGACGCCGGAGTGGAAGCCGATGAAGCTCTCGTGGGGCGCCATCTGG
AGGTTTGACACGCCCAAGGCGCTCAAGGGCCCCTTCTCCATCCGCCTCACCAGCG
AGTCCGGCAAGAAGCTCGTCGCCACCGACGTCATCCCGGCGAACTGGATCCCCAA
CACAGTCTACAAGTCCAACATCCAGTTCTAGATTTTCTGACATCACTTGAACCGC
GTGCTGCAGTAAGTGGTCGCTAACTTTTTTTGGCATGAGCAGTGGAGCATCATGC
ACGGTTAACCATGTTGAGGTTTCTGAGTTCTAATTTGTAAATCTGGGCTGATCACC
TTTTGTTCCGGGTTTCATGAATCCGAAACGGTGGAAATGAGAAGATTCTGTATATCA
TCGATGGATAGTTGAAACGTGCTACTGATATAAGCATCAAACCTGTTCCAACCTAA
CTTGTGAAATGTCAGAAGTGCAGTCCTTCC