

IDENTIFICATION

Species: *Salix purpurea*

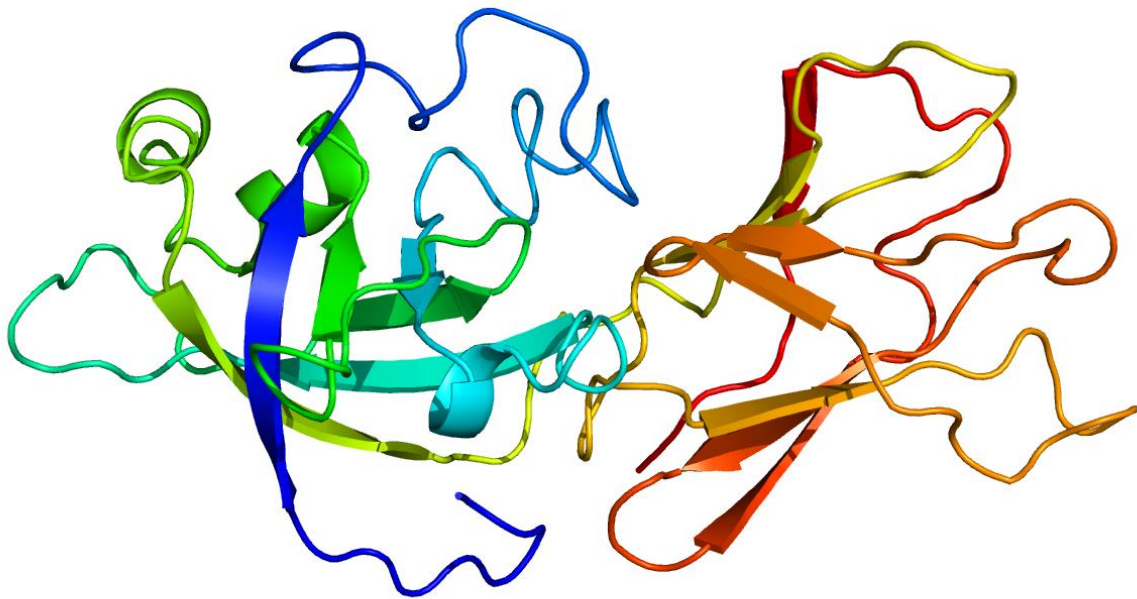
Locus: Sapur.014G048000

Gene Model: Sapur.014G048000.1.p

Description: SprEXPB-02

Family: Beta Expansin

3D structure:



GENOME DATABASES

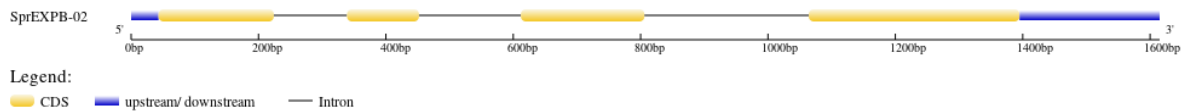
Phytozome: https://phytozome-next.jgi.doe.gov/info/Spurpurea_v5_1

KEGG:-

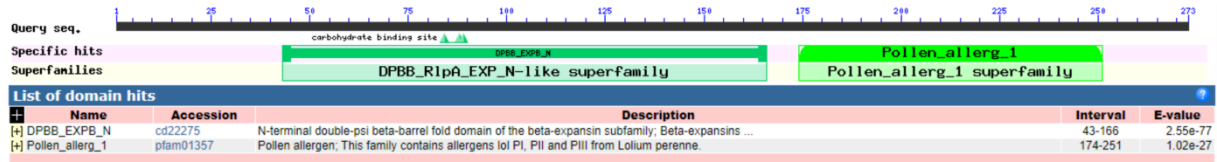
EXTERNAL RESOURCES

-

GENE STRUCTURE



DOMAIN ARCHITECTURE



SEQUENCES

Peptide

>SprEXPB-02

MAMISFQNPSLLPVILAFFLVNSCHCFHPKLFNVSKIQSDSDWSPAGATWYGSPTGAG
SDGGACGYGGAVEQAPFSSFISAGGDSIYKSGQGCGACYQVKCTSSNDACSGNPVT
VVITDQCPGCAQESFHFDSLGTAFGAMAVSGQEDQLRNAGVLQVQHRRVPCNWPEK
TVTFRVDSGSNPYYFATLVEYEDGDGDLKSVELKQALDTSWVPMQKSWGAVWKL
DAGSVLRAPLSLKLTSLESGKSIVASGVIPAGWVPGQTYRSLVNFN*

CDS (coding sequence)

>SprEXPB-02

ATGGCTATGATTTCCCTTTCAAATCCATCCCTTCTCCCCGTTATTCTAGCTTTCTTC
TTGGTGAACCTCCTGCCACTGCTTCCATCCCAAACCTCTTCAATGTCTCGAAGATACA
ATCTGATTCTGATTGGTCGCCTGCTGGGGCTACCTGGTATGGTAGTCCCCTGGA
GCTGGAAGTGATGGTGGAGCTTGTGGCTATGGGGGTGCTGTGGAGCAAGCACCA
TTCTCCTCATTATATCAGCTGGAGGCGATTCTATATACAAATCAGGCCAAGGAT
GTGGAGCTTGTTATCAGGTGAAATGCACGTCGAGTTCGAATGATGCATGCTCAGG
GAATCCAGTTACTGTGGTCATCACAGATCAGTGTCCTGGATGTGCCCAAGAATCT
TTTCATTTTGATTTAAGTGGCACAGCTTTCGGGGCCATGGCAGTATCTGGACAGG
AAGATCAACTTCGTAATGCTGGAGTCTTGCAGGTTCAACATCGAAGGGTCCCATG
CAATTGGCCTGAAAAACGGTGACGTTTCGTGTTGATTCTGGATCAAACCCTTAC
TATTTGCAACTTTAGTTGAGTACGAAGATGGAGATGGTGATCTTAAATCCGTTG
AGTTAAAACAGGCGTTGGATACAGATTCATGGGTTCCCATGCAAAAATCATGGGG
CGCTGTGTGGAAACTCGACGCAGGCTCGGTTTTACGTGCCCCACTTTCTCTCAAGC
TAACGTCTCTTGAGTCCGGCAAGTCCATCGTCGCTAGCGGTGTAATTCCGGCAGG
ATGGGTTCCCGGACAAACCTACAGATCACTAGTTAATTTAATTAG

Nucleotide

>SprEXPB-02

CAACACTGCTATTGATCATTACAGTATCAATAACTCACTATATATGGCTATGATTT
CCTTTCAAATCCATCCCTTCTCCCCGTTATTCTAGCTTTCTTCTTGGTGAACCTCCT
GCCACTGCTTCCATCCCAAACCTCTTCAATGTCTCGAAGATACAATCTGATTCTGAT

TGGTCGCCTGCTGGGGCTACCTGGTATGGTAGTCCCCTGGAGCTGGAAGTGATG
GTATTTGAAATAGAGATGAAATATTATGAATGAATTAATCGTTGCTTCCTTCTTTT
TCTTCCAATTCTTAAAAAGGGTGTGTTAGGTTTTTCATATTTTGC GTGTGCATGATG
TAGGTGGAGCTTGTGGCTATGGGGGTGCTGTGGAGCAAGCACCATTCTCCTCATT
TATATCAGCTGGAGGCGATTCTATATACAAATCAGGCCAAGGATGTGGAGCTTGT
TATCAGGTGGACCATTTCTGCTTAAAACCTTGCCCTGCCGTTT TAGTTTCGATATATA
CCAAACACTTTTTAGACAAGTTGATGAGTGGAAATTGAATTTATAATCGTTAAAT
ATCATTAATCCGTGCCTTATCTAATTAATATGTTGGTCCAATTTGAATTAATCAGG
TGAAATGCACGTCGAGTTCGAATGATGCATGCTCAGGGAATCCAGTTACTGTGGT
CATCACAGATCAGTGTCTGGATGTGCCCAAGAATCTTTTCATTTTGATTTAAGTG
GCACAGCTTTCGGGGCCATGGCAGTATCTGGACAGGAAGATCAACTTCGTAATGC
TGGAGTCTTGCAGGTTCAACATCGAAGGTACTTCAACAATTCGTGAGAGAAATGG
GGGAGGAGACAAGAGGGGGAAAGAAAAACAGAGAGCCTAAGAACATTTAGTC
AATTTTTTTATAATAAGTAGAGCAACCAAAGTCTTCTGTTTAGTATATTTAACTTG
AATTATTTTACTATCATACTTTGTGGGCATGGACTTTTCATTATGATTATTTATCCC
AAATAAATTCAAAAAGATTTTATTTAATATCACTTTTAAATAATGCATCGTTATTG
GCTTGCAGGGTCCCATGCAATTGGCCTGAAAAACGGTGACGTTTCGTGTTGATT
CTGGATCAAACCCTTACTATTTTGCAACTTTAGTTGAGTACGAAGATGGAGATGG
TGATCTTAAATCCGTTGAGTTAAAACAGGCGTTGGATACAGATTCATGGGTTCCC
ATGCAAAAATCATGGGGCGCTGTGTGGAACTCGACGCAGGCTCGGTTTTACGTG
CCCCACTTTCTCTCAAGCTAACGTCTCTTGAGTCCGGCAAGTCCATCGTCGCTAGC
GGTGTAAATCCGGCAGGATGGGTTCCCGGACAAACCTACAGATCACTAGTTAATT
TTAATTAGTGGCTAGCCGGTACCGGAAAGTTGTACTCGTAGCGGGTATGGAGCAG
ATCACATGCAATGCATGTGTGTATGTATGCATGTTCCAGGAACATGAAATATTA
TTATAAATGACGAGCTTTACCATGTGGGCATTTCTTTGATCACTTTTTACTTTTTGC
CTTCAATTTGAGAGGTGTGCGTGACTTGTGCATCTAGTTATGGAAATGTTCCCTCTT
TACCG