

IDENTIFICATION

Species: *Setaria viridis*

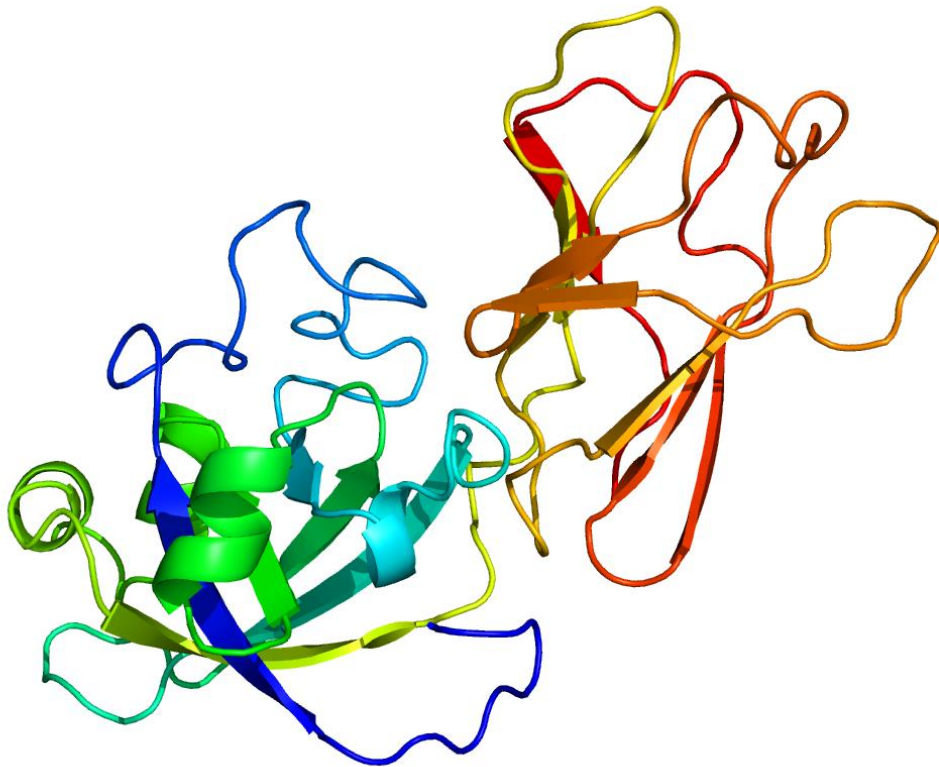
Locus: Sevir.7G203100

Gene Model: Sevir.7G203100.1.p

Description: SvEXPB-12

Family: Beta Expansin

3D structure:



GENOME DATABASES

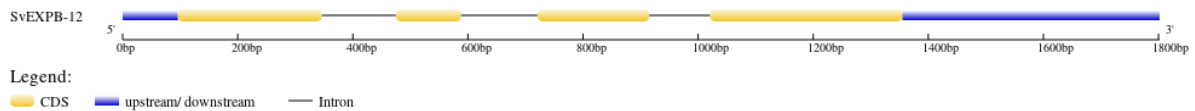
Phytozome: https://phytozome-next.jgi.doe.gov/info/Sviridis_v2_1

KEGG:-

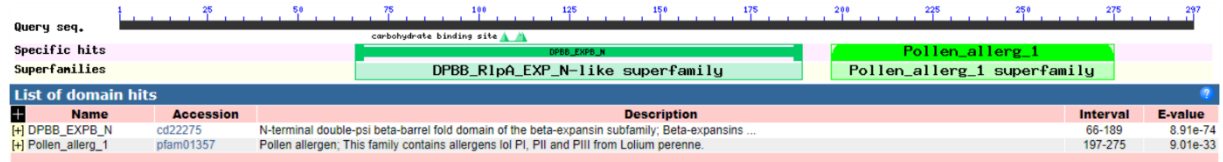
EXTERNAL RESOURCES

-

GENE STRUCTURE



DOMAIN ARCHITECTURE



SEQUENCES

Peptide

>SvEXPB-12

MASTTSRRPSALRFAVVAASVILSLVASPVSCDDGAPEPMVDHSRQRNDTASRRNL
WAPARGYGWSYGGATWYGSPYGAGSDGGACGYQGAVSQRPFKSMIAAGGPSLFGN
GQCGACYQIKCTGNRACSGRPVIVTITDSCPGGACLAESTHFDMSGTAFGAMANHG
MADRLRSAGILKIYKRVPCKEYSGMAITFKVDAGSNPYLAVLIMYVSGEGDISKVD
IMQAGCNSWTPMQQSWGAVWRVNSNNGQPLRAPFSVRITSGSGKVLVARNAIPAR
WGAGATYRSTVNYGY*

CDS (coding sequence)

>SvEXPB-12

ATGGCCAGTACTACTAGTCGTCGTCCAAGCGCACTCCGGTTTGCCGTGGTCGCCG
CGGCCTCAGTGATCCTATCGCTTGTGCGAGCCCCGTCTCCTGCGACGACGGCGC
TCCGGAGCCATGGTTGATCACTCGCGGCAGCGGAACGACACCGCCAGCAGGAG
GAACCTCTGGGCGCCGGCCCGCGGCTACGGCTGGTCCTACGGCGGGCGCGACGTG
GTACGGCAGCCCCTATGGCGCCGGCAGCGACGGTGGCGCGTGCGGTTACCAAGG
CGCCGTCAGCCAGCGCCCGTTCAAGTCGATGATCGCCGCCGGCGGGCCTTCCCTC
TTCAAGAACGGCCAAGGATGCGGCGCATGCTATCAGATTAAGTGCACCGGCAAC
AGAGCCTGCTCCGGCCGTCCAGTGATCGTCACCATCACCGACTCCTGCCCCGGCG
GTGCTGCCTCGCCGAGTCGACGCACTTCGACATGAGCGGCACGGCCTTCGGCGC
CATGGCCAACCACGGCATGGCCGACCGCCTCCGCTCCGCCGGAATCCTCAAGATA
CAATACAAAAGGGTGCCTTGCAAGTACAGCGGCATGGCCATCACCTTCAAGGTG
GACGCGGGCTCCAACCCCTACTACCTCGCCGTGCTCATCATGTACGTGAGCGGCG
AGGGTGACATCTCCAAGGTGGACATCATGCAGGCCGGCTGCAACTCGTGGACGC
CGATGCAGCAGTCGTGGGGCGCCGTCTGGCGCGTCAACTCAAACAACGGCCAGC
CGCTGCGCGCGCCCTTCTCCGTCCGCATCACCTCGGGCTCCGGCAAGGTGCTCGT
CGCCAGGAACGCCATCCCCGCCAGGTGGGGCGCCGGGGCGACCTACAGGTCCAC
GGTGAACACTACGGCTACTGA

Nucleotide

>SvEXPB-12

GCTAGCTGACCTCGCAAGTCCCGGCTTCTCTCGATCAAGCCGTAGCCCCGGCTTCT
CTCGATCCATATCGCCGATCAAGCAGGAGACGCTCGATCAATGGCCAGTACTACT
AGTCGTCGTCCAAGCGCACTCCGGTTTGCCGTGGTCGCCGCGGCCTCAGTGATCC
TATCGCTTGTTGCGAGCCCCGTCTCCTGCGACGACGGCGCTCCGGAGCCCATGGT
TGATCACTCGCGGCAGCGGAACGACACCGCCAGCAGGAGGAACCTCTGGGCGCC
GGCCCGCGGCTACGGCTGGTCCTACGGCGGCGCGACGTGGTACGGCAGCCCCTAT
GGCGCCGGCAGCGACGGTGAGATTTTTGTTACCACCAAGCATAACATATGTTCCGC
GATGCATTGGACTTGGACGATTTGGGCAAACATATGGATTCAGGACGGCCTTCA
TTTCGTTAGTAACCTGTTTCGTTCCGATTGGTGCAGGTGGCGCGTGCGGTTACCAAG
GCGCCGTCAGCCAGCGCCCGTTCAAGTCGATGATCGCCGCCGGCGGGCCTTCCCT
CTTCAAGAACGGCCAAGGATGCGGCGCATGCTATCAGGTCAGCATATCCCTGTGC
GCACTACACGATTATACTGGATTGGAGTTTTTTTTTCGTGTCTACTACCATCAAAG
TGCGAAGTTACGTGTAATTGTTCCCTGACTGGCTGACTAAAAGTAAATAAATGT
GCAGATTAAGTGCACCGGCAACAGAGCCTGCTCCGGCCGTCCAGTGATCGTCACC
ATCACCGACTCCTGCCCGGGCGGTGCCTGCCTCGCCGAGTCGACGCACTTCGACA
TGAGCGGCACGGCCTTCGGCGCCATGGCCAACCACGGCATGGCCGACCGCCTCCG
CTCCGCCGGAATCCTCAAGATAACAATAAAAAGGTGCCATTTTCGTTTTAACTGAC
AGTAATTCTAGTGAACCTTATTTATGCACAACACGACTAGTGATGTACTGAAGGTG
CGGCGTGGCATTGTCTTTGCATTGTGCAGGGTGCCTTGCAAGTACAGCGGCATGG
CCATCACCTTCAAGGTGGACGCGGGCTCCAACCCCTACTACCTCGCCGTGCTCAT
CATGTACGTGAGCGGCGAGGGTGCATCTCCAAGGTGGACATCATGCAGGCCGG
CTGCAACTCGTGGACGCCGATGCAGCAGTCGTGGGGCGCCGTCTGGCGCGTCAAC
TCAAACAACGGCCAGCCGCTGCGCGCGCCCTTCTCCGTCCGCATCACCTCGGGCT
CCGGCAAGGTGCTCGTCGCCAGGAACGCCATCCCCGCCAGGTGGGGCGCCGGGG
CGACCTACAGGTCCACGGTGAACCTACGGCTACTGAGGCGGTGTGACCGGCCGGG
TAGGAGTGTTCCAAGTTTAGTGCCCCCATTTGCGATGTCTTGCCCTAGTCAGTCGTG
GAATGAGTTTAGTATGTGCGTCCGGGAAACGCGAGAGGCCGCGTTAGAAGAGGA
GGTTTGGTATGTGTACGTGTTCTTCCCTCCACGGCCCAGTTGTTGGACCTGTGTGT
TTCCCTAGTGATGTTCCGGTGTCTCCAGTGCAGGAACTGCAGAACTGGAGTTGCA
GCTATATAGTTGCAGCACTATCAAATGTGTGCTGATGCACCAAAGTATTAAGAGT
TATCTCCTATCTTTCGTTTAGAACAAAGATATGGCAATACAGAGTGTTAAGTGCTT
GTGCTATGAAAGTGGCGCAGTTTTATGCATCATTTTTATTGGCTGATACAGCATCTA
GAATGATTTAATTGTTCTATGGAATGACACTGAGTATTGA