

IDENTIFICATION

Species: *Setaria viridis*

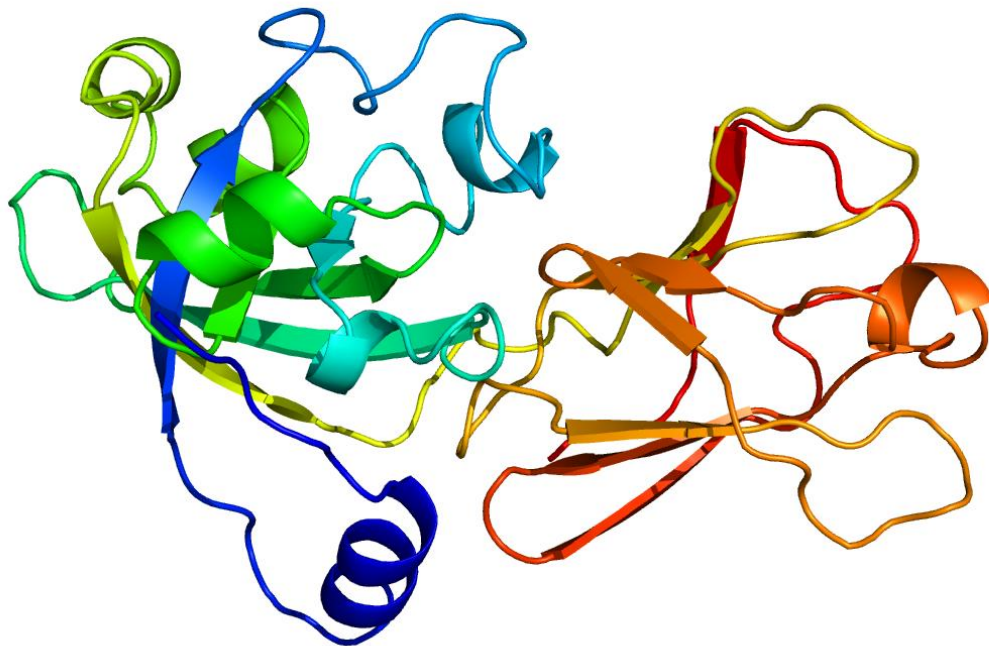
Locus: Sevir.7G202900

Gene Model: Sevir.7G202900.1.p

Description: SvEXPB-10

Family: Beta Expansin

3D structure:



GENOME DATABASES

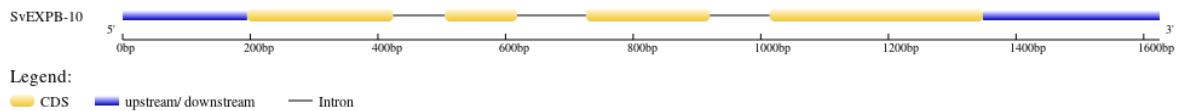
Phytozome: https://phytozome-next.jgi.doe.gov/info/Sviridis_v2_1

KEGG:-

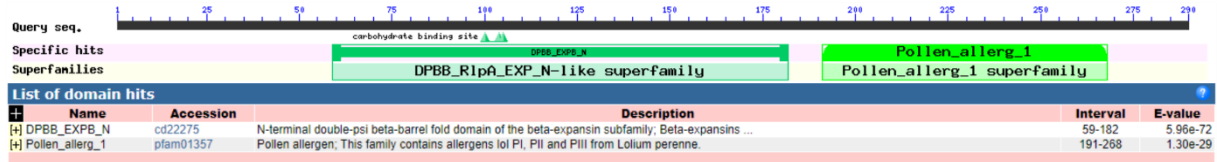
EXTERNAL RESOURCES

-

GENE STRUCTURE



DOMAIN ARCHITECTURE



SEQUENCES

Peptide

>SvEXPB-10

MAARVAFRIVAFVLPVLSLLLVSPISCYGNPRSSMSPRNYTTTSRYATSVPAKAAGG
WSSGGATWYGSPYGAGSDGGACGYQGSVSQRPFSSLIAAGGPSLFKNGKGC GG CYQ
IKCTGNRACSGRPVTVTITDSCPGGLCLAGPAHFDMSTAFGAMASRGMGDRRLRAA
GILKIYKRVPCNYNGMGISFKVDAGSNPFYLAVLIQYENGDGD LAAVHIMQQGGG
AWTPMQHSWGAMWRANSITGKPLRAPFSVRLTSGAGKVLVVRNAIPAGWRAGR TY
RSKVN YGT*

CDS (coding sequence)

>SvEXPB-10

ATGGCTGCTCGAGTTGCATTCCGAATTGTGGCATTCCGCCGTGCTGCCAGTCCTGTC
CCTGCTCCTTGTAAGCCCCATTCCTGCTACGGGAATCCGAGGTCGTCCATGTCTC
CTCGGAACTACACCACCACAGCCGGTACGCCACCTCGGTGCCGGCCAAAGCCGC
CGGCGGGTGGTCCTCGGGCGGCGGACGTGGTACGGCAGCCCTTACGGCGCCGG
CAGCGACGGCGGGGCGTGC GGTTATCAAGGTAGCGTCAGCCAGCGGCCGTTCTC
GTCGTTGATAGCCGCCGGCGGCCCTTCCCTTTTCAAGAACGGCAAAGGCTGCGGC
GGATGCTATCAGATCAAGTGCACCGGCAACAGAGCCTGCTCCGGCCGGCCAGTG
ACCGTCACCATCACC GACTCCTGCCCGGCGGGCTGTGCCTCGCCGGGCGGCGC
ACTTCGACATGAGCGGCACGGCCTTTGGCGCCATGGCCAGCCGTGGCATGGGCGA
TCGCTCCGCGCCGCGGAATCCTCAAGATCCAATAACAAGAGGGTGCCGTGCAAC
TACAATGGCATGGGAATCTCCTTCAAGGTTGACGCGGGCTCCAACCCATTCTACC
TCGCCGTGCTGATCCAGTACGAGAACGGCGACGGTGACCTCGCCGCTGTGCACAT
CATGCAGCAGGGCGGCGGCCTGGACGCCGATGCAGCACTCGTGGGGCGCCAT
GTGGCGCGCCA ACTCCATCACGGGCAAGCCTCTGCGCGCCCCCTTCTCGGTCCGG
CTCACCTCGGGCGCCGGCAAGGTGCTCGTCTGTCAGGAACGCCATACCCGCCGGTT
GGCGCGCCGGTAGGACCTACCGGTCCAAGGTGAACTACGGCACCTAA

Nucleotide

>SvEXPB-10

CGTTCATCCCGCAGCTGCATGTGCACGTATTTTTCTCTGACGTCTGTACGTCGTGA
TCCCTCTAAAACCATCTCCTAGCTGCTACATATAACACCCCAAGGACCCAGTCG

AGCTTCAGAGACCAAAAACAAGCTTAGCAATCCTAGCTAGCAGCTGCTCCATACAC
GCCCTCTCCACAGGAGGAGGAGAAAATCAATGGCTGCTCGAGTTGCATTCCGAAT
TGTGGCATTGCGCGTGCTGCCAGTCCTGTCCCTGCTCCTTGTAAGCCCCATTTCT
GCTACGGGAATCCGAGGTCGTCCATGTCTCCTCGGAACTACACCACCAGCCG
GTACGCCACCTCGGTGCCGGCAAAGCCGCCGGCGGGTGGTCCTCGGGCGGCGC
GACGTGGTACGGCAGCCCTTACGGCGCCGGCAGCGACGGTAAGTAGTATACGGC
ATTGATCAATGCAGGTGAAGCGTAGTAGTGACTGCTCCTGTAATGGTATGCTGGT
TTCATTGCAGGCGGGGCGTGCGGTTATCAAGGTAGCGTCAGCCAGCGGCCGTTCT
CGTCGTTGATAGCCGCCGGCGGCCCTTCCCTTTTCAAGAACGGCAAAGGCTGCGG
CGGATGCTATCAGGTTGGTTAGTGGTATGAGGGCACTGTTAGTTTATTGTGTGTT
AAGTGTGCATTCTCTTTCTAACCCTATAATTTTTGTGCGTACTGCATGTTGTGGT
AATACGAAGATCAAGTGCACCGGCAACAGAGCCTGCTCCGGCCGGCCAGTGACC
GTCACCATCACCGACTCCTGCCCGGGCGGGCTGTGCCTCGCCGGGCGGCGCACT
TCGACATGAGCGGCACGGCCTTTGGCGCCATGGCCAGCCGTGGCATGGGCGATCG
CCTCCGCGCCGCGGAATCCTCAAGATCCAATACAAGAGGTGCAATACATTGAGT
TTCAACTGAAGATTCTAGTGAAAAAATCGATTTACGCACACCAGTGGTGTAACG
AAGCTTGCTGCCTTTTCGTATAGGGTGCCGTGCAACTACAATGGCATGGGAATCT
CCTTCAAGGTTGACGCGGGCTCCAACCCATTCTACCTCGCCGTGCTGATCCAGTA
CGAGAACGGCGACGGTGACCTCGCCGCTGTGCACATCATGCAGCAGGGCGGCGG
CGCCTGGACGCCGATGCAGCACTCGTGGGGCGCCATGTGGCGCGCCAACTCCATC
ACGGGCAAGCCTCTGCGCGCCCCCTTCTCGGTCCGGCTCACCTCGGGCGCCGGCA
AGGTGCTCGTCGTCAGGAACGCCATACCCGCCGGTTGGCGCGCCGGTAGGACCTA
CCGGTCCAAGGTGAACTACGGCACCTAAGGCATTAGTGCAGAGTGATTGTTTTTT
TTTCGGAATGCAGAGTGATTAGGTTAATGATGTTCCGGTCTGTGAGCTCTTGCCTT
GCCAATTGTCAAAGCAACTGTTTCATGTGGATCGGAAAATGCGAGAGACGATGG
TGTAATAATTTCTTCCCATGTTCCCTGCACGGCCATTTGCACTTGAGTCATGAGTGT
CGTTTTGTCCATCTCTAAAGCAGAGACTGTAACCTTGGAATCAGAATGCTGTTA
GTGATACCAAGACATTAATTTTCAAACCA