

IDENTIFICATION

Species: *Panicum hallii* HAL

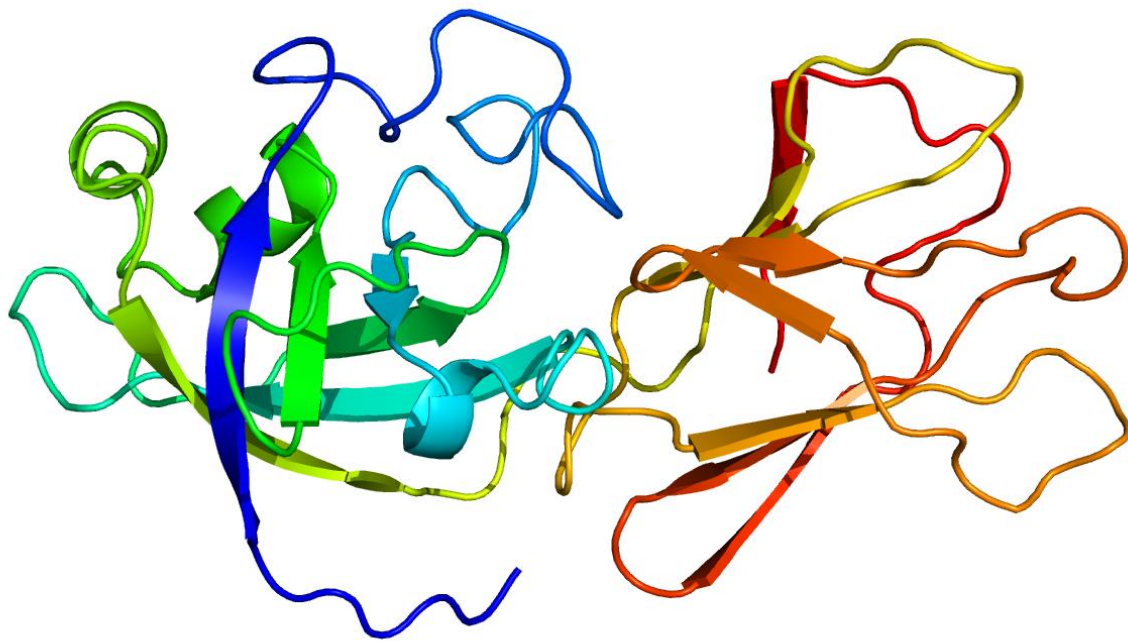
Locus: PhHAL.9G148800

Gene Model: PhHAL.9G148800.1.p

Description: PhhEXPB-15

Family: Beta Expansin

3D structure:



GENOME DATABASES

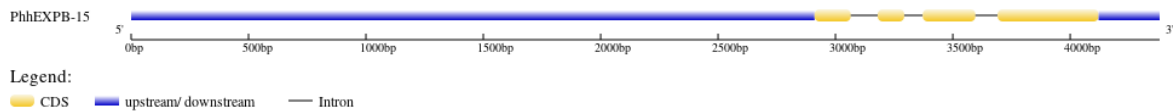
Phytozome: https://phytozome-next.jgi.doe.gov/info/PhalliiHAL_v2_1

KEGG:-

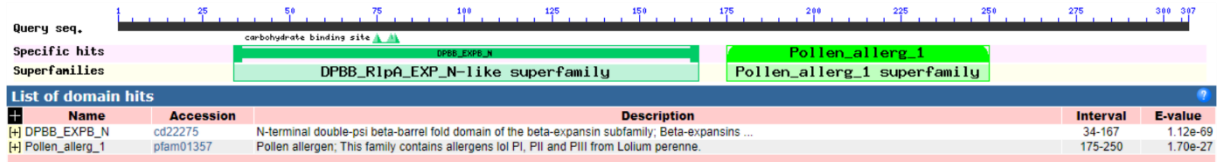
EXTERNAL RESOURCES

-

GENE STRUCTURE



DOMAIN ARCHITECTURE



SEQUENCES

Peptide

>PhhEXPB-15

MASKIQRLSFIAITVFASLHPCMSTGFRHELSSWTTGIATWYGDPNGAGSEGGACGYQ
YAVDQPPFSSLIAAGSPFIYDSGNGCGSCYQVACSGNQACSGYPVTVVITDQGPGGGP
CLSQASDGMCLNEGAHFDMSGTAFGAMAKPGMADQLRGAGILQIQYTRVQCEWPG
VDVTFSVDSGSNPNYLAVVIEYEDSDSDLSAVDIMQSSTGQWVPMQHSWGAVWRL
NSGSTLQGPFHIRLTFNSGRVLIASNAVPAWVAGVSYRSGGVAVTRARPRSAGCRG
YKAAGAFSDLVYHLLLLFVVLAL*

CDS (coding sequence)

>PhhEXPB-15

ATGGCTTCCAAGATTCAGCGCTTGTCCCTTCATTGCCATTACAGTTTTTGCTTCACT
CCATCCTTGCATGTCCACTGGGTTCCGCCATGAGCTCTCCAGCTGGACCACTGGC
ATTGCTACGTGGTATGGTGATCCTAATGGTGCCGGAAGTGAAGGTGGTGCATGTG
GGTACCAGTATGCTGTCGACCAACCACCATTCTCGTCCTTGATTGCTGCCGGCAG
CCCTTTCATCTACGATTCTGGAAATGGGTGTGGTTCTTGCTACCAGGTGGCATGCT
CTGGCAATCAAGCTTGCTCTGGTTACCCTGTGACTGTAGTCATCACCGACCAGGG
CCCTGGTGGCGGTCCGTGCCTGAGCCAAGCAAGTGATGGCATGTGCCTAAACGAG
GGAGCCCACTTCGACATGAGTGGGACGGCGTTTGGTGCCATGGCAAAGCCTGGA
ATGGCCGATCAGCTCCGTGGTGCTGGCATCCTACAAATCCAATACTCGGGTGC
AGTGCGAATGGCCTGGAGTGGATGTAACCTTCTGTGGACTCCGGTTCGAACCC
AACTATCTGGCCGTGGTCATTGAGTATGAGGACAGTGATAGTGACCTATCGGCC
GTGGACATCATGCAGAGCTCGACGGGGCAGTGGGTTCCGATGCAGCATTCTGTGG
GGTGCAGTGTGGAGGCTCAACTCTGGCTCCACCCTTCAGGGCCCGTTCCATATCC
GCCTGACTTTCAACTCAGGCAGGGTGCTCATCGCCAGCAACGCCGTACCTGCAGG
GTGGAACGCCGGCGTGTACATACCGGTCAGGAGGCGTTGCAGTGACCAGGGCCAG
GCCAGGAGTGCTGGCTGCCGGGGCTACAAGGCGGCCGGTGCATTTAGCGATCTG
GTGTATCACCTTCTCCTGTTGTTTGTGGTATTGGCGTTGTGA

Nucleotide

>PhhEXPB-15

GCTCTCGGAGTCGGAGCTCGCAGGGCGCCGTTCCCCTGCCCTCACCGTCCCTTGGCT
ATTTTTCCTCGCCGCCGCCGCCTACATTTCTCCATCGCCACCACGCGCATTCCGGC
ACCACCGCCGCCACCCGAACCCACCCTTCTCCTCGCAATACAACCTGCATAAAAC
TGACCGCCGCCACTCCGCAGCTAGGCCGAAGCCACAACCCCCGAGCGAGCTAGC
TCCAATGGCGGCCGCCTCGTCGTCGCGTGCCGCGCCTTTCGCCGCCGAGCTCCG
GTGGGGCCCCTGGCTTCGGATCTGCCTGAGGCAAGGCTAGCGCGCTCGGAGCTT
TGCTGGCATTGGAGCGGCTTGCCGTTTCGGCTGCGGGCGGGGAGATAGCTTCTTGC
TGCGGCGGGACGACCAGGTTTCGGCGCGGTGCGCTTCCAATCCCACGCTTTTATTT
CTCCCTTGGTTTCTATCACAGGTGTAAGTCTGTTTTCCGTGTGCAGGGGAAT
TTGGCTTCGCGGGCGGGCGGCATCCAAGCCCAGCAGATAAGACCGTAAGAAT
TCAGCACGCAATTCTCAGTTCTCACTAATTGGTTCCAAAATGGTGCTTCAGTACGC
ATATACAGAACAAAGAGTTCAAGTGGATCTTGTCTTCAGAGGAACCGGCGAATTG
GTTCCACTTTACTTTAGGTTTGCTTCCGAGAGTGACTTGATTAGGACTAGTGTGGT
ACACTAGAGTCAGATATGAATTGGAAGCGGGGAGTATGAAAGCTGCATCATTCT
GGAGGGGGTATTGATTTCAACCAATAGCATATGGCCAGATGCTTGTAGGTGGGGT
TTAACTTCAGCAGATTTTAAGCATAAATGTGAAAGGATCGCAGTTAACAACCA
AGGTCCCGGTAGCCAATATTGAGGTCAAGCAATTGCTGTCAAAGATATAAGTATT
CAATCCAGGGGTTTGTACTTTTTCAAAGAAAATCATAGGTCATATGATACAAAT
ATTTGGCTACCAGGACATGGGTATTCTCTTGGGAAGGTAGAAGTGGTTGGCCATA
AAGTAAAAAACTAGAACTAATGATCTTACAGAGTTTCTGTATTAACAATTGAAT
TTTCTTCAAGTTTTTATCCAGCCCTTATCATCACTTCAGAACATAGATGCCAATT
TCGTACAGAAAACAGTCATACCTCAACTACCAGCATTCACTATGCCCCAGTGGTC
ACCTTGAAATTGTTTTGGCTTCTGGCTCCCCCTAGTGGCATTTTCTTACTTTGCAAT
GACTTAACGATTTTCATATGCTAAGCCCATAATCACAAATACAAAAGAGATAAAGTG
AGTACAGAGGATATAATAGGAAGGTTTAAATAATTTAGGTGAGTCCAGAGGTCT
GAGGAACTTTCGATTCATAATCCTTTCTTGTATCTTAGATGTTGTTGGGTATTTTT
GAATACGTTCCTTTGCACAATATACTCATAGTTCTATCTTTCTGAAATATCATAAC
GTAGGATCTGCTGTGGCATGTTGGCTTATATATACTGTAAGATCTGAATAACAGC
TTAGGGCTGCATCTGCATGCCTTTTGATTTATCCTTTCATGTCAAGGTATCATCAA
CTTAGTTTGAATGTGCATATACTCATTAGCGACTTTATACCTGTCCCACCTCCCA
AATCTTCTCCATTTAGGCTTTGATTATAGGTTTACTATTTTGTAGCGATGAATA
GTGATGTCTTCTTATAATAGAAGCACAAAACCTGCACTGCAAAAATAAAGAGCAACC
CTGTCCTGTTATTTTGTCTTAATCATCCAGCAAATTTTTTCGGTTCCGAAAATGGC
CGGCAGCTAAACCTACTCGAAGTGTGTATCGTGCCTCGTGATCGAAGGTGGCCTA
GCACACAATGACTTAAGATTTATACTGGTTCAGGCAAATGTGCCCTACGTCCAGT
CGGGGGTCCGGTCGGATGTATTGTTTGAAGCCAAATGCTCGTGAGAGTTGGCAAGT
TACAAGCTTTCGAGTGGAGGATGAATCTCTTGGATTTCCGGTCCCCTTTCATAGGCG
GCTGACCTCCCTTTTATAGTCCAAGGGGGTCTCCTTTACAGGGGAACCTAAGGG
TAAGAAAAGAGAGAGAGAGAGATCCTAACCCACCGGTCGGGGTTCGTACAGCT
CTGTCAGTCGGAGTCTTAGACGGCCACCGTCCAAGCCCTGTCTCGCGGAGTGGC
CGTCACGTTCCGTCCCTATATATCGCATTCCGTCCGGTCGGGAGCGGGTGTGCGCC
GATAAGTACGGTACGGCGGTCACACCCTGTCTTGGCGCCACGCCCTGTCACTCC
GTCGTGGCGGAGGCATGTCCGTCTGTGCATGATGACGTTGCGCCCCGTCCCTTCTT
GAGGATGGGTAGGTGGAATAGCGTCCCTTTGCTGTGGCAACAAAGGGGGCTGTA

GCCCCGTGGAGGGTGGTTGGCCGTGTACGGCAAGTTGACTTCGGCGTCCGCCCTT
ATCCTCAGCACCTACTCTTGAGGACCGTTAGTGCGCAAGGCCTGGCCAGCCCCCA
ACCTCGTCAGTCAGGGGCAGCGACACGTGTACGGCGGAGTCCGATCGGCCCTTA
GTTCAGGACCATGGTATGGACCTAGGCCCTGGTCGTTCCACTCGGTCAGGGACGCG
GGTCGAGGCTCCTGCCGACCGGCCGGCCGGTTCGGGACCGTGGGCCTGGAGGAAG
TCACGGCCCAGGAGGGCGGTTCGTTTGATCCATGAACGGTCTCAAGCTATCCAGAG
TGCCAGCGGGAAGTGGGCCCCTGACCCGTCAAATTACTAATTGCCCCCTGT
ATCATCACATAAGCTGCTCGATTTCGTCTTCTCTCCTTGCAATTTTATGGTATTTT
GTATCTTATCACCTGCAGGTTATTGTACAGTGCAGAATATGGCTTCCAAGATTCA
GCGCTTGTCTTCATTGCCATTACAGTTTTTGTCTTCACTCCATCCTTGCATGTCCAC
TGGGTTCCGCCATGAGCTCTCCAGCTGGACCACTGGCATTGCTACGTGGTATGGT
GATCCTAATGGTGCCGGAAGTGAAGGTAATAGTCGTATAACATTTCTCATGAAAG
AATATCTGTCATCACAAATCGCCGTATTATAGCTCTTCTTAGACCGGTGTGTGGCT
TGTAATAGTTATTCTGATGCCCTTTGTAGGTGGTGCATGTGGGTACCAGTATGCTG
TCGACCAACCACCTTCTCGTCCTTGATTGCTGCCGGCAGCCCTTTCATCTACGAT
TCTGGAAATGGGTGTGGTTCTTGCTACCAGGTGCGTGTACTCCTTGTGATCGAGG
CGATCGCATGCTTGCATTTCTGCCATTATAAATTTGGAAATGCTGATTCATCAGGT
GGCATGCTCTGGCAATCAAGCTTGTCTGGTTACCCTGTGACTGTAGTCATCACCG
ACCAGGGCCCTGGTGGCGGTCCGTGCCTGAGCCAAGCAAGTATGGCATGTGCCT
AAACGAGGGAGCCCACTTCGACATGAGTGGGACGGCGTTTGGTGCCATGGCAA
GCCTGGAATGGCCGATCAGCTCCGTGGTGTGGCATCCTACAAATCCAATACACT
CGGTATGCCGCTCATTAGGACATGGCTGCTTGAACCACCGTTACAACCTATTTG
TGTTGACCTTTGTCATGACCCATGCACATATGGATGCACAGGGTGCAGTGCGAAT
GGCCTGGAGTGGATGTAACCTTCTCTGTGGACTCCGGTTCGAACCCAAACTATCT
GGCCGTGGTCATTGAGTATGAGGACAGTGATAGTGACCTATCGGCCGTGGACATC
ATGCAGAGCTCGACGGGGCAGTGGGTTCCGATGCAGCATTTCGTGGGGTGCAGTGT
GGAGGCTCAACTCTGGCTCCACCCTCAGGGCCCCGTTCCATATCCGCCTGACTTTC
AACTCAGGCAGGGTGTCTATCGCCAGCAACGCCGTACCTGCAGGGTGGAACGCC
GGCGTGTACATACCGGTCAGGAGGCGTTGCAGTGACCAGGGCCAGGCCAGGAGT
GCTGGCTGCCGGGGCTACAAGGCGGCCGGTGCATTTAGCGATCTGGTGTATCACC
TTCTCCTGTTGTTTGTGGTATTGGCGTTGTGAATTCTGATGCAAATTCAGCTTTCGT
AGTTTTGGGATGCAGATTAGGGACCCGGATGGACTTAGTTGTGTATTTAGATATT
TTCTTGTAGCTGAGGCCTAAGATGATGGAGTACCCGTGGTGTGTGGGCGTTTTTG
TTGTGGTCTAGTTTCTGTATGCAACTAATCTGGCTGGACAATACCCATCCATGTAA
AGCGTTTCATGAAACTGATTGAGTTGGTTAAGCAACCTGGCTCCTATTTCCCAAG
GGACAAGGAGGAC