

IDENTIFICATION

Species: *Panicum hallii* HAL

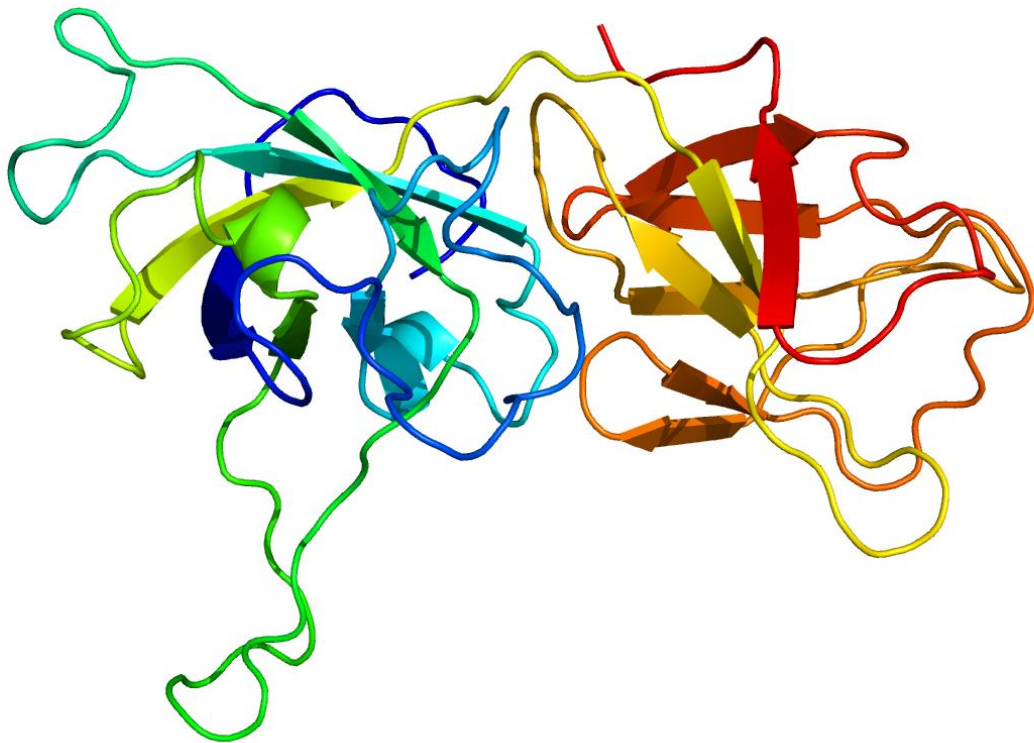
Locus: PhHAL.9G609900

Gene Model: PhHAL.9G609900.1.p

Description: PhhEXPA-34

Family: Alpha Expansin

3D structure:



GENOME DATABASES


Phytozome: https://phytozome-next.jgi.doe.gov/info/PhalliiHAL_v2_1

KEGG:-


EXTERNAL RESOURCES

-

GENE STRUCTURE



DOMAIN ARCHITECTURE



SEQUENCES

Peptide

>PhhEXPA-34

MCSRHSSLVSSRDAPACLSEQQQLILPFAHQKKKTDPFSALITVCLVERTYRNRTGLS
LLDPIVLLARSRAQKMIGFNSSIGWRRRSHGRHRKWRGRPAAEQKNLSSKCQWNGG
GRDFLYGGEKEVMRNRVAFKAARRSVWVRHASACESAPGSVRASSASPVA AFLFKH
RRDHRHLP HSSVITSPAGLVLYPPTLRRACPPTHWPATAGESESLDRLPIDMARKVSS
CHSLVVVVVAASLAATARA AWIRGSATFYGGADASGTMGGACGYGNLYSTGYGTN
TVALSSSLFKDGASCGECYQVMCDQNSQWCRPGVTVTATNLCPPDWSKPNNN
GGWCNPPRQHFDMAQPAWEKIGVYRGGYVPVMYQRVSCSRSGGVRFTINGNNYFE
LVLVTNVAGPGLSKSVQIRGTRTGWVTMSRNWGANWQANNYLNGQSISFRVTATN
GQTLEFGNVAGPNWQFGQFTNGQNFY*

CDS (coding sequence)

>PhhEXPA-34

ATGTGCTCCAGGCACTCAAGTCTCGTGAGCTCACGTGACGCTCCAGCCTGCCTCT
CCGAGCAGCAGCAACTGATCCTTCTTTTGCCACCAAAAAAAAAAAAAACTGATCC
TTCTTTTCTGCCCTAATCACTGTCTGTTTAGTCGAACGTACGTATCGTAATCGCA
CCGGCTTGAGCTTGCTAGATCCTATCGTTTTACTGGCCAGATCGCGTGCGCAGAA
AATGATCGGCTTCAATTCTTCGATCGGGTGGCGGAGGAGAAGCCATGGCCGGCAT
AGAAAATGGCGGGGTTCGGCCGGCTGCAGAGCAGAAGAATCTTTCTTCGAAATGC
CAATGGAACGGAGGAGGGAGAGACTTTTTGTACGGGGGGGAGAAGGAGGTGATG
AGGAATCGTGTGGCATTTAAGGCGGCACGGCGCAGCGTCTGGGTGCGGCATGCA
TCGGCATGTGAGTCCGCGCCGGGGTCCGTGCGCGGAGCTCCGCCTCCCCCGTGC
CCGCATTCTATTTAAGCACCGCCGCGATCACCGCCATCTTCTCACTCATCAGTC
ATCACCTCCCCGGCCGGTCTAGTACTCTATCCTCCCACATTGCGTCGAGCGTGCCC
ACCCACACACTGGCCTGCGACTGCCGGAGAGAGCGAGAGCCTAGATAGATTGCC
AATCGACATGGCGCGCAAGGTATCGTCGTGCCACTCGCTGGTGGTTGTCGTCGTC
GCCGCGAGCCTCGCCGCGACGGCCCGGGCAGCATGGATCAGGGGCTCGGGCAGC
TTCTACGGCGGGGCCGACGCCTCCGGCACAATGGGTGGCGCGTGCGGGTACGGC
AACCTATACTCGACGGGTACGGGACGAACACGGTGGCGCTGAGCTCGTCGCTGT
TCAAGGACGGGGCGTTCGTGCGGGGAGTGCTACCAGGTCATGTGCGACCAGCAGA
ACAGCCAGTGGTGCAGGCCGGGCGTGACGGTGACCGTCACGGCGACCAACCTGT
GCCCTCCAGACTGGTCCAAGCCCAACAACAACGGCGGCTGGTGCAACCCGCCGC

GGCAGCACTTCGACATGGCGCAGCCGGCCTGGGAGAAGATCGGCGTCTACCGCG
GCGGATACGTCCCGGTTCATGTACCAGAGGGTGTCTGCTCGCGGAGCGGCGGGCGT
GCGGTTACCATCAACGGCAACAACACTACTTCGAGCTGGTGTCTCGTCACCAATGTG
GCCGGGCCGGGGTCCCTCAAGTCGGTGCAGATCAGGGGCACCCGGACGGGGTGG
GTCACCATGTCCCGGAACCTGGGGCGCCAACCTGGCAGGCCAACAACTACCTCAAC
GGCCAGAGCATCTCCTTCCGGGTACCGCCACCAACGGCCAGACGCTCGAGTTCCG
GGAACGTGCGCGGGCCCCAACTGGCAGTTCGGCCAGACCTTCACCAACGGCCAAA
ATTTCTACTAG

Nucleotide

>PhhEXPA-34

CTAAAATGAAGTCCACTTGTGGCCATAGCCAAGAGGTGACAGTTGACTTGCAAGT
GAGTTCCTTTTCGTCGATTCCAATCGACCTGACAAAGCAACAGGCCTTCAGATA
GCTCTATTCCGAAGCCAAACTTACCAATCTAAAATACACTGCTAGACTCCCTGAA
ACTACAGTCACCTACCTAACCTACTCCTACACACAGCTAAATTCCCTAGCCTCGAT
CACCGGCCACTTACTGTCAAGCGAGGAATTCTCTTTCTTTTTTGTGTCAGGCTAGGTT
AATCAGTAGATCGAGCGAGCGCTCAACCGCCACGATCCAAGGGCTCTCATCGTG
ATTGCGAGGGCCGGGCAGTGAGAGGCTCCTCGATCCGAGGACCCTCCGCTTATCG
TCGGTAATCACGCAACCCCTCGCCGTTAATCCCATGTGCTCCAGGCACTCAAGT
CTCGTGAGCTCACGTGACGCTCCAGCCTGCCTCTCCGAGCAGCAGCAACTGATCC
TTCCTTTTGCCACCAAAAAAAAAAAAACTGATCCTTCTTTTTCTGCCCTAATCACT
GTCTGTTTAGTTCGAACGTACGTATCGTAATCGCACCCGGCTTGAGCTTGCTAGATCC
TATCGTTTTACTGGCCAGATCGCGTGCGCAGAAAATGATCGGCTTCAATTCTTCG
ATCGGGTGGCGGAGGAGAAGCCATGGCCGGCATAGAAAATGGCGGGGTTCGGCCG
GCTGCAGAGCAGAAGAATCTTTCTTCGAAATGCCAATGGAACGGAGGAGGGAGA
GACTTTTTGTACGGGGGGGAGAAGGAGGTGATGAGGAATCGTGTGGCATTTAAG
GCGGCACGGCGCAGCGTCTGGGTGCGGCATGCATCGGCATGTGAGTCCGCGCCG
GGGTCCGTGCGCGGAGCTCCGCCTCCCCGTCGCCGCATTCTATTTAAGCACC
GCCGCGATCACCGCCATCTTCCTCACTCATCAGTCATCACCTCCCCGGCCGGTCTA
GTACTCTATCTCCACATTGCGTCGAGCGTGCCACCCACACACTGGCCTGCGA
CTGCCGGAGAGAGCGAGAGCCTAGATAGATTGCCAATCGACATGGCGCGCAAGG
TATCGTCGTGCCACTCGCTGGTGGTTGTCGTCGTCGCCGCGAGCCTCGCCGCGAC
GGCCCGGGCAGCATGGATCAGGGGCTCGGCGACGTTCTACGGCGGGGCCGACGC
CTCCGGCACAATGGGTGAGTGGCCAAGCTAGGCTCGGTAACCTGGTTGCAATGCAC
TTCCAATGGCTTGGACCCGTGCGCTGATCGAGATGATTTGCTGCAATTGATGCAG
GTGGCGCGTGCGGGTACGGCAACCTATACTCGACGGGGTACGGGACGAACACGG
TGGCGCTGAGCTCGTCGCTGTTCAAGGACGGGGCGTCGTGCGGGGAGTGCTACCA
GGTCATGTGCGACCAGCAGAACAGCCAGTGGTGCAGGCCGGGGCGTGACGGTGAC
CGTCACGGCGACCAACCTGTGCCCTCCAGACTGGTCCAAGCCCAACAACAACGGC
GGCTGGTGCAACCCGCGCGGCAGCACTTCGACATGGCGCAGCCGGCCTGGGAG
AAGATCGGCGTCTACCGCGGCGGATACGTCCCGGTTCATGTACCAGAGGTACGTAT
ACACATGAGCGCGCTTCTTATTACTCCAGTTCAGTCGCGGGCCGGCCGTCGTTT
CGACGGCCGGTTCAGCGCACGTACGCCGGCGATGACGATGACTAACGTGCGGGCGG
CGTCACGTTGCAAATGTTCAACAGGGTGTCTGCTCGCGGAGCGGCGGGCGTGC GG
TTCACCATCAACGGCAACAACACTACTTCGAGCTGGTGTCTCGTCACCAATGTGGCCG
GGCCGGGGTCCCTCAAGTCGGTGCAGATCAGGGGCACCCGGACGGGGTGGGTCA

CCATGTCCCGGAACTGGGGCGCCAACCTGGCAGGCCAACAACTACCTCAACGGCC
AGAGCATCTCCTTCCGGGTCACCGCCACCAACGGCCAGACGCTCGAGTTCGGGAA
CGTCGCGGGCCCCAACTGGCAGTTCGGCCAGACCTTCACCAACGGCCAAAATTC
TACTAGCGGGCGGCGCGCCGGCGCGCCGGCTCTCCTGTTTTCCCTTGAT
CAATTTTGCATCTGGAACTTGCCAAAAAGAAGGCCTTATTTAGTAGCGTCATTG
TGATGGAAATGTTAGTGACTCGATTAGCGGCTAGGTCGCATGCATGAGGCGGTTG
GCATGGCAGAGGTGGGGTTCATGGGTCTCCGTCTGTCCGTCCGGGCGGCCGGCCT
GATCGAGTGCCCGCCATGCCTACTGCTTTACGGATGATTATTGTTGCTGGATAAA
AAACCCAAAAATGAAAAAAGAGTTGATTAGTGGCGACTGCCTTTGCTTGACACA
CGAGATTATCGTGGACTGATCGATCGATGTGCCGAGATGGCGCTTAACTTGCTGG
AAGAAGCAAGCCGCATGTGAGCGAACTGTAGCAGATTGATGTTTTTTCCCCTACT
GAAATGGCCAAGCATTGGTTTTGACTCGAGTGCTGGGGTCATGGGCTGCAGTGC
TGGGGTCAAATGGTATGCGTACAAGTTTTTTTTTTTTTTGAGAGGAGTATGCGTACA
AGTTGGAGGGA