

IDENTIFICATION

Species: *Manihot esculenta*

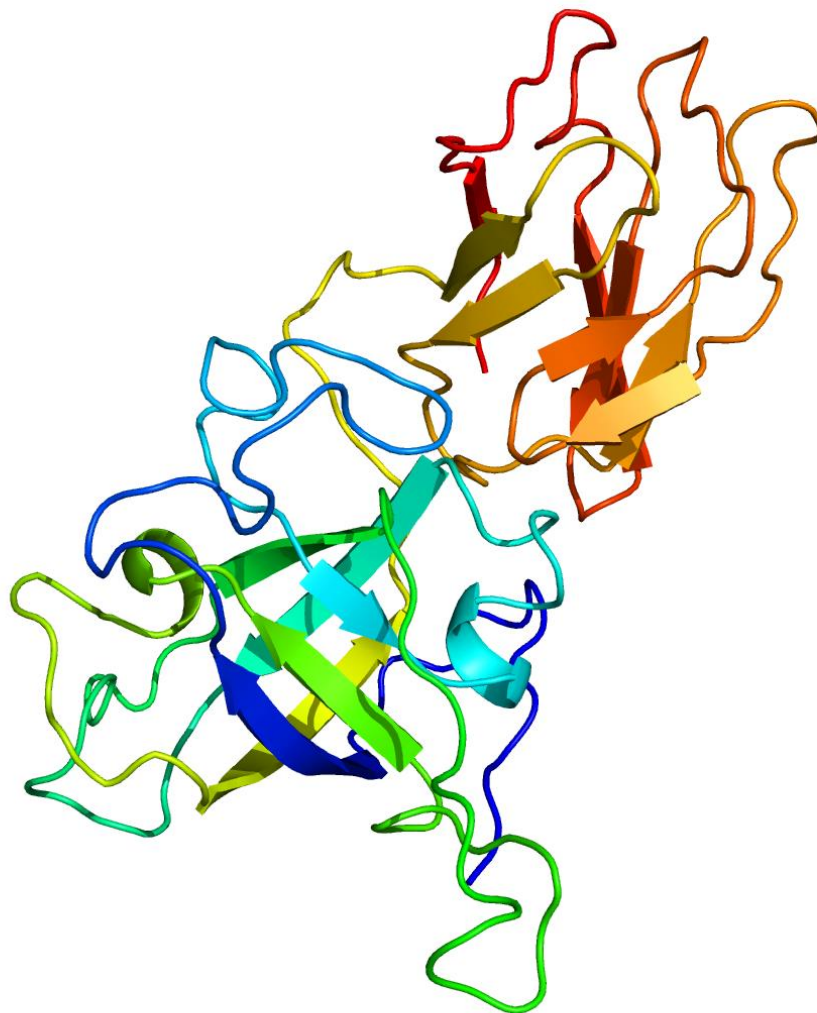
Locus: Manes.10G029400

Gene Model: Manes.10G029400.1

Description: MsEXPA-28

Family: Alpha Expansin

3D structure:



GENOME DATABASES

Phytozome: https://phytozome-next.jgi.doe.gov/info/Mesculenta_v7_1

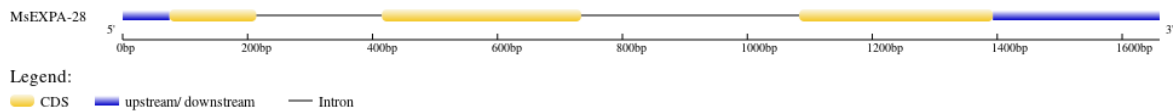
KEGG: <https://www.genome.jp/entry/T05761>

EXTERNAL RESOURCES

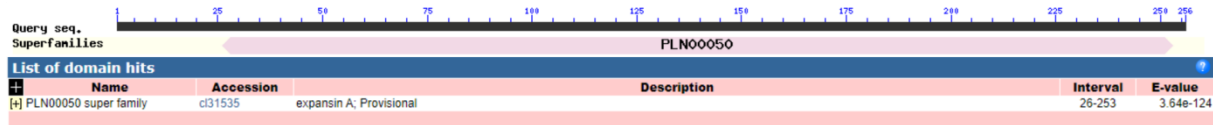
<https://cassavagenome.org/>

<https://cassavabase.org/>

GENE STRUCTURE



DOMAIN ARCHITECTURE



SEQUENCES

Peptide

MsEXPA-28

MAAICIVSLVLFFTLVDARIPGVYIGGPWQSAHATFYGGSDASGTMGGACGYGNLYS
QGYGVNTAALSTALFNGLSCGACFELKCANDPQWCHPGSPSILITATNFCPPNYALP
SDNGGWCNPPRPHFDLAMPMLKIAEYRAGIVPVSYRRVPCRKQGGIRFTINGFRYFN
LVLITNVAGAGDIVKASVKGSNTGWMSMSRNWQNWQSNAILVGQSLFRITGSDR
RTSTSWNIVPSNWQFGQTFTGKNFRV*

CDS (coding sequence)

>MsEXPA-28

ATGGCTGCAATTTGTATTGTGTCTTTAGTGCTGTTTTTTACTCTTGTTGATGCTAGA
ATTCCTGGTGTTTACATTGGTGGACCATGGCAGAGCGCACATGCTACCTTTTATGG
TGGCAGTGATGCCTCTGGGACAATGGGTGGTGGCTTGTGGATATGGAAACCTGTAT
AGCCAAGGCTACGGTGTGAACACTGCAGCTCTAAGCACAGCTCTGTTCAACAATG
GACTCAGTTGTGGTGCCTGTTTTGAACTCAAGTGTGCTAATGATCCACAATGGTG
CCATCCTGGTAGCCCATCGATCCTTATCACGGCCACAACTTTTGCCCTCCTAACT
ATGCTCTTCCAAGTGATAATGGTGGGTGGTGCAACCCTCCTCGTCCTCATTTCGAT
CTTGCCATGCCATGTTCTCAAGATCGCTGAATACCGTGCCGGCATCGTCCCCGT
TTCTTATCGCCGGGTGCCGTGCAGAAAGCAAGGAGGAATCAGGTTCACAATCAAT
GGCTTCCGTTACTTCAACCTGGTATTAATCACCAACGTCGCAGGTGCAGGAGATA
TAGTGAAGGCGAGTGTAAAGGGATCAAATACTGGATGGATGAGCATGAGTCGTA
ACTGGGGTCAAAATTGGCAATCAAATGCTATTTGGTTGGTCAGTCACTTTCCTTC
AGGATCACAGGCAGCGATAGACGCACCTCCACTTCTGGAATATTGTTCCCTTCAA
ATTGGCAATTTGGACAACTTTCACCGGAAAAAATTTCAAGGGTCTGA

Nucleotide

>MsEXPA-28

AGAATTCCTCGTCTCTCTTCCCTTGCCCTTCTCTTCCCTCTTTGCTTTCACGGAGCAG
AAGTTAGGGAAGCAATCAATGGCTGCAATTTGTATTGTGTCTTTAGTGCTGTTTTT
TACTCTTGTTGATGCTAGAATTCCTGGTGTTTACATTGGTGGACCATGGCAGAGCG
CACATGCTACCTTTTATGGTGGCAGTGATGCCTCTGGGACAATGGGTACTGTAAT
TTTTTTGTTAATATCATCAATTTCTGGTTCATTTATGTTGCTCTGCTCTTAAACAATC
GAGGGTATCTGCATTTTTTCATCATTGACCCATGTTTGGTTACTGCATTTCCCAAGA
AAAACCCATAACATTCTCGTAATCTCGAGAAACCCATTTGCAGAAATGATCTGAT
TCTTTCTCTGAATTTATGTGCAGGTGGTGGCTTGTGGATATGGAAACCTGTATAGCC

AAGGCTACGGTGTGAACACTGCAGCTCTAAGCACAGCTCTGTTCAACAATGGACT
CAGTTGTGGTGCCTGTTTTGAACTCAAGTGTGCTAATGATCCACAATGGTGCCATC
CTGGTAGCCCATCGATCCTTATCACGGCCACAACTTTTTGCCCTCCTAACTATGCT
CTTCCAAGTGATAATGGTGGGTGGTGCAACCCTCCTCGTCCTCATTTTCGATCTTGC
CATGCCCATGTTCTCAAGATCGCTGAATACCGTGCCGGCATCGTCCCCGTTTCTT
ATCGCCGGTGAGAAGATCGAGCTCTTTACTTTTTGTTTACTCCCTTCTATTCCGTTT
TCTCATAAAAAAAGTATTATTAATTTATTATAGCTGCAATGGATATATTTACCATG
AAAGAAAGGAATATATTTCAATTTTTATTTTTGTTAAAGGTATTTAACAGAGGA
AATTTTCAAAATGTTTAATTAATATTTTTGATTTTAAAAATATTTTATTAATAAT
TTTTTTGTTGAAAGGAAATATTTATCCCATATGGTTAGCAGCAAATTTGGCAATTG
CTACAAGTTATATTTTAAATCTTCTGATTATTTTTAAAATACCTATGAAAATAATT
AAATTTATTTTTTTAATAGGGTGCCGTGCAGAAAGCAAGGAGGAATCAGGTTCA
CAATCAATGGCTTCCGTTACTTCAACCTGGTATTAATCACCAACGTCGCAGGTGC
AGGAGATATAGTGAAGGCGAGTGTAAAGGGATCAAATACTGGATGGATGAGCAT
GAGTCGTAACCTGGGGTCAAAATTGGCAATCAAATGCTATTTTGGTTGGTCAGTCA
CTTTCCTTCAGGATCACAGGCAGCGATAGACGCACCTCCACTTCCTGGAATATTG
TTCCTTCAAATTGGCAATTTGGACAACTTTCACCGGAAAAAATTTCAGGGTCTG
ATTTAGTAATTTTCCCCTTTTTAATTTTTGGATTGTTTCCTTTGGGAAAGGTTGAAA
TGGGGAAATGTGTGTGAGTAAGCTTTTTAAAGAGGTTCTTTTTCTAATTTTATTGG
GTTTTGTGGGTAAAAGGTGAAAAAGTTAAAATGTAAGGAAGGAGCTGAGGAGGC
TGCAAAAGTCAAAAGGCCCGCAGCTTTTATTATCCTTCAATATATATACATGATA
TTTTAATTTTATTCATTTGTTGCCCAATTAATGTGTGGTTATAGAA