

## IDENTIFICATION

**Species:** *Panicum hallii*

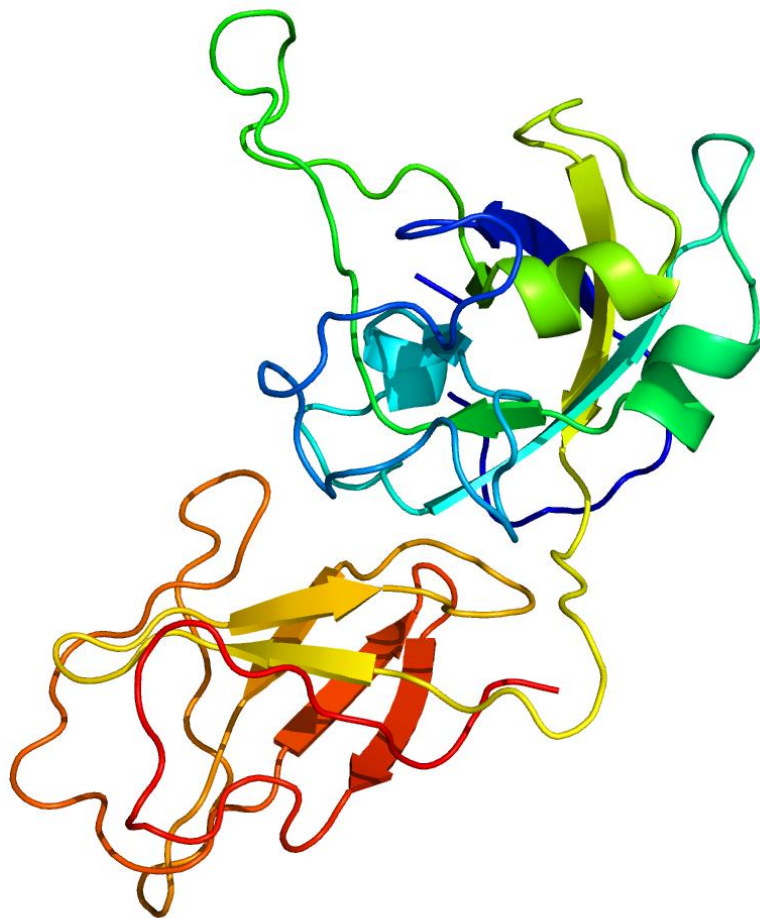
**Locus:** Pahal.1G381400

**Gene Model:** Pahal.1G381400.1.p

**Description:** PhEXPA-07

**Family:** Alpha Expansin

**3D structure:**



## GENOME DATABASES

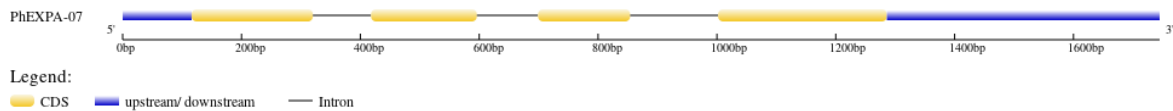
Phytozome: [https://phytozome-next.jgi.doe.gov/info/Phallii\\_v3\\_1](https://phytozome-next.jgi.doe.gov/info/Phallii_v3_1)

KEGG: <https://www.genome.jp/entry/T07366>


## EXTERNAL RESOURCES

-

## GENE STRUCTURE



## DOMAIN ARCHITECTURE



## SEQUENCES

### Peptide

>PhEXPA-07

MATRQATVLTALLLASLLPLALSRLGLGRGHVVRPHAHGVGLGRRHAQPHPQPHGH  
APLGGGGWSSAHATFYGGGDASGTMGGACGYGNLYSQGYGTNTAALSTALFNNGL  
SCGACFEVRCEAAGGGSHSCLPGSVVVTATNFCPPNNALPSDDGGWCNPPRAHFDM  
SQPVFQRIALYRAGIVPVSYRRVACNKKGGIRFTINGHSYFNLVLVTNVGGAGDVHA  
VAVKGDSPGWQAMSRNWGQNWQSNLLDGQALSFRVTTGDGRSVVSTNAAPRG  
WSFGQTFSGAQFN\*

### CDS (coding sequence)

>PhEXPA-07

ATGGCGACTCGGCAAGCAACCGTCCTCACGGCCCTCCTCCTCGCCTCGCTGCTCC  
CGCTGGCGCTCTCGCGCGGGCTGGGGCTCGGGCGCGGGCATGTGCGGCCGCACG  
CGCACGGGGTGGGGCTCGGGCGCCGTCACGCCAGCCGCACCCGCAGCCGCACG  
GGCACGCCCCGCTCGGGGGCGGCGGGTGGTCCTCGGCCACGCCACCTTCTACGG  
CGGCGGGCAGCGCTCCGGCACCATGGGAGGCGCTTGCGGGTACGGCAACCTGTA  
CAGCCAGGGGTACGGCACCAACACGGCGGCGCTGAGCACAGCGCTCTTCAACAA  
CGGCCTCAGCTGCGGCGCCTGCTTCGAGGTCCGGTGCGAAGCCGCCGGGGGGCGG  
GAGCCACTCCTGCCTGCCTGGCTCCGTCGTCGTCACGGCCACCAACTTCTGCCCCG  
CCAACAACGCGCTCCCGTCCGACGACGGCGGCTGGTGCAACCCGCCGCGCGCCC  
ACTTCGACATGTCGCAGCCCGTATTCCAGCGCATCGCGCTCTACAGGGCCGGCAT  
TGTCCTCCGTCTCCTACCGCAGGGTTGCGTGCAACAAGAAGGGCGGCATCCGGTTC  
ACCATCAACGGCCACTCCTACTTCAACCTGGTGTGGTACCAACGTGGGGCGGCG  
CCGGCGACGTGCACGCGGTGGCCGTCAAGGGTGACCGCTCCCCGGGGTGGCAGG  
CGATGTCCCGCAACTGGGGCCAGAACTGGCAGAGCAACACGCTCCTCGACGGCC  
AGGCCCTCTCCTTCGCGTCACCACCGGCGACGGCCGCTCCGTGGTCTCCACCAA  
CGCCGCCCCCGCGGCTGGTCGTTCCGGCCAGACCTTCAGCGGGGCCAGTTCAAC  
TGA

### Nucleotide

>PhEXPA-07

ACACTCGAGCTAAGCTCAGCCTCACAGCTTCCCTCGAGCTACCGGTGCTAGCTTA  
GGAGGAGAAGGAAACCAAGCAGCAGCAGCAATGGCGAAGTCTTACACCTTGCTG

TTCGGCGCACTGGTCGTGCTCGCGCTTCTGGTGAGCCCCATTGCTTGCTCCCGCAA  
GCTCGCCAAGCCAGCAAGCACAGGCCGAGCCACAGGCCGGCTACCGGGGGCCG  
CGGCAACTACACCGCCACCCCCTCGGCCTCCGACGCTTACGGCTCCGGCGGCTGG  
CTGTCCGCCCGGCGCGACGTACTACGGCGCCCCAACGGCGACGGCAGTGACGGTT  
AGTGCGCGCGGTTGCTTTTATTGCTCTGTCTGTCTGGTTTAGGCAGTTACTCTGCTT  
TGCACCGCGGGTTGACACGGAACACATATGCAGGCGGCGCATGCGGCTACCAGA  
CCGCCGTCGGGCAGCGGCCCTTCTCGTCGATGATCGCCGCCGGGGGCCCGTCGCT  
GTTCAAGGGCGGCAAGGGATGCGGCGCCTGCTACGAGGTCAGTCAGCGCAACGG  
ATTGCCTCAGAGTTCGTGTGGTCACACCGCACGGCCTAGCTCCTGTGTGTGGCAG  
TGTGTCTCCATTAATGGTGAAAAGTGGTTCGGCGCTGGTGGTAACTGAA  
TGCGTTCATGTGCCGCGCGTAATGCAGGTTAAATGCGACAGCAACCCGGCGTGCT  
CCGGGCAGCCGGCGACCGTGGTCATACCGACGAGTGCCCCGCCGGGGTCTGCCT  
CGCCGAGGCCGCCCACTTCGACATGAGCGGCACCTCCATGGGCGCCATGGCGAA  
GCCCGGCATGGCCGACAGGCTTCGCGCAGCCGGTATCCTGAAGATCCAGTACAA  
GAGGTATGCCACCGCTACCTACTACAAAATTCCGAATTACATATACGCGCAAGCA  
TTTGCACAGATATGCCTTAATTGATCTCGGTGTTAATTTTCGTTGCCCGTCGTGCG  
AGGGTGCCTTGCAAGTACAGCGGCGTGAACATCGCCTTCCGGGTGGACCAGGGCT  
CCAACCCGTTCTACTTCGAGGTGCTGGTCGAGTTCGAGGACGGCGACGGCGACCT  
CAGCGCCGTCGACCTGATGGAGGCCGGGTGCGGCACCTGGACCCCGATGGTGCA  
GAACTGGGGCGCGCTGTGGCGCTACAACCTCAACACCGGCAAGGCGCTGAGGGC  
GCCCTTCTCGCTCCGGCTCACCTCCGACTCCGGCAAGGTCCTCGTCGCCAACAA  
GTCATCCCCGCCGGCTGGACGGCCGGAGCCACGTACCGCTCCCTGGTGAACACT  
CCTGAGTGAACCTGCATCGCCGGTTTACTTTTCAGTTTTTCACCCCGCTACGCTTG  
GCCGGATTATTAAGCGCTGCCAAGAATTGCTCGCAGGGTGTGGTGGTTAAGAACG  
AGTCTCGAGTTTGTTCGTGTGAAATCTGTGTCCGGGGTGCCTGCGAGAGGCGGT  
GTCAGAAGAGGAGGAGGAGGAGGTTAGAGAGCCGTGTTCTCCACTCCCTCCACG  
GTCTCTGCAGTCCCCTAGTGATGTGTGCCAGTGTGAAGCCGTCGTGTGAGTTCTC  
TATAGATTGTAGTTCCTTTTGCTGTGCTGCTGAAAGAAGCTTGAGCTGCGACTAA  
AAAGGTTGCAAGCCGGCCGTTGTATCAAGTTGTGTGTGTTTTTTGTACCACGCAAT  
CATTCAGGGTAATGAATTACTGCTATCTCATTTCCATCACGG