

IDENTIFICATION

Species: *Panicum hallii*

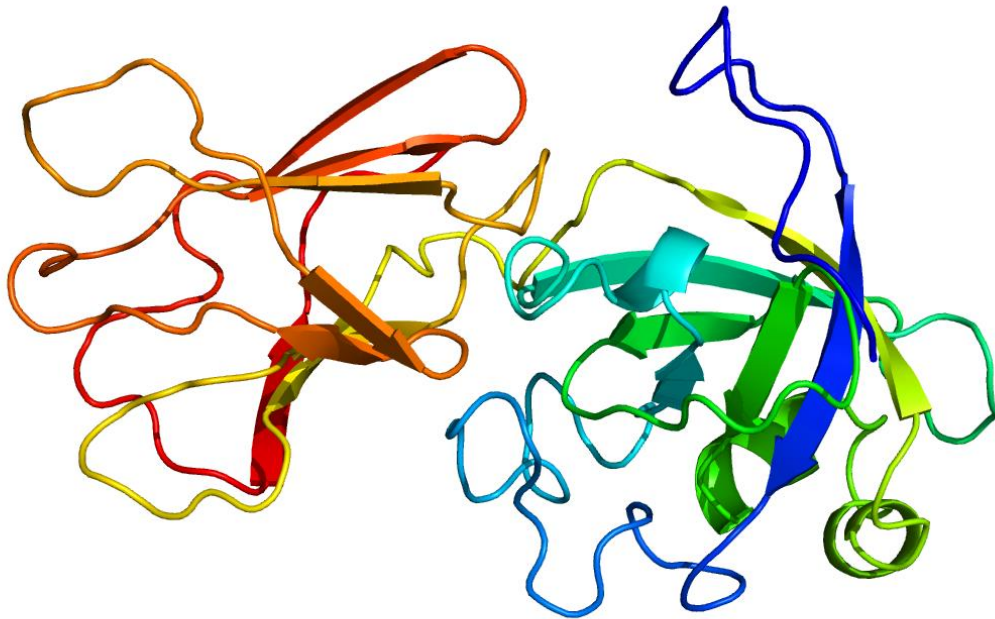
Locus: Pahal.9G395100

Gene Model: Pahal.9G395100.1.p

Description: PhEXPB-29

Family: Beta Expansin

3D structure:



GENOME DATABASES

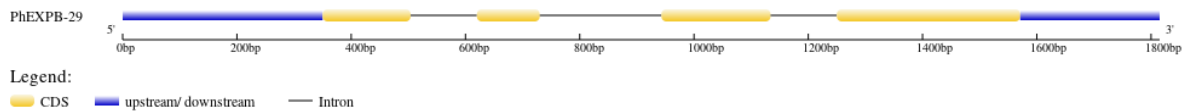
Phytozome: https://phytozome-next.jgi.doe.gov/info/Phallii_v3_1

KEGG: <https://www.genome.jp/entry/T07366>

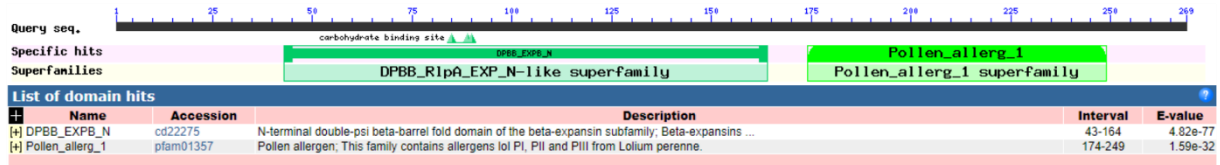
EXTERNAL RESOURCES

-

GENE STRUCTURE



DOMAIN ARCHITECTURE



SEQUENCES

Peptide

>PhEXPB-29

MGSLANNIAAVAAVLAALVAGGSCGPPKFPHPGNITANYNGLWLPARATWYGQPN
GAGPADNGGACGIKDVNLPPYSGMTACGNVPIFKDGKGCSCYEIRCKAPDECSNPN
VTVFITDMNYEPIAPYHFDLSGKAFGALAKPGLNDKLRHCGIIDLFRVRCKYVGG
QKIVFHVEKGSNPNYLAVLVKFVAEDGDIVQMELEKETPEWKPMKLSWGAIWRFD
TPKALKGPFISIRLTSESGKLVATDVIPANWIPNTVYKSNIQF*

CDS (coding sequence)

>PhEXPB-29

ATGGGATCCCTCGCCAATAACATCGCGGCCGTGGCGGCCGTCCTGGCGGCGCTCG
TCGCCGGCGGCTCGTGCAGGCCCCGAAGTCCCGCATGGCCCCAACATCACGGC
CAACTACAACGGCCTGTGGCTTCCCGCCAGGGCCACCTGGTACGGCCAGCCCAAC
GGCGCCGGCCCCGCCGACAACGGCGGGCGCGTGCAGGATCAAGGACGTCAACCTG
CCGCCCTACAGCGGCATGACGGCCTGCGGCAACGTCCCCATCTTCAAGGACGGCA
AGGGCTGCGGCTCATGCTACGAAATCAGATGCAAGGCGCCAGACGAGTGCTCTA
ACAACCCGGTGACGGTGTTCATCACCGACATGAACTACGAGCCCATCGCCCCCTA
CCATTTGACCTCAGCGGCAAGGCCTTCGGCGCCCTGGCCAAGCCCGGCCTCAAC
GACAAGCTCCGCCACTGTGGCATCATCGACCTGGAGTTCAGGAGGGTGCGGTGCA
AGTACGTTGGCGGGCAGAAGATCGTGTTCACGTGGAGAAGGGGTCAAACCCCA
ACTACCTGGCGGTGCTGGTGAAGTTCGTGCGGAGGACGGTGACATCGTGCAGAT
GGAGCTCAAGGAGAAGGAGACGCCGAGTGGAAGCCGATGAAGCTCTCGTGGGG
CGCCATCTGGAGGTTTGACACGCCCAAGGCGCTCAAGGGCCCCCTTCTCCATCCGC
CTCACCAGCGAGTCCGGCAAGAAGCTCGTCGCCACCGACGTCATCCCGGCGAACT
GGATCCCCAACACAGTCTACAAGTCCAACATCCAGTTCTAG

Nucleotide

>PhEXPB-29

GCGACGGACCTCGCGACGATGAGCCAGCCTCAGGCCTATAGCTCCCTCCAACGCG
GGCCAGGCGCACGTCGGGTGCAGCGACCATCGACGACGCCGCGGCCGGCCGATT
GGTAGTTCATCGCCACCACTTTCCTGTCCTGTCCCGCCTATAAATACCCCCCGGC

AATGTCCTCCGCCTCACACCATCCCAGCACAAACCAGACAGCAGCAGGTGGTGGT
GCCAAGCAGCAGCTAGCTAGCTAGCTGTTTCATACATACAGCCTAGCTGAAGCTCC
TCCTTCCTGGCTGCTGCAAGCATGGCCGCCGCGCTCTTCTCCTTCAGGGCCGCCGC
GCTCGCCGCGCTCCTCCTCGCCGTGATCGCCGCCTGCGGCGCCCGCGCCCAGCAG
CAGCCCACCAACGCCTCCGACTCCCAGGAGAGATCCTTGCTGTCCTACAGCGGCG
GCTGGATCCCGGCCAAGGCCACCTGGTACGGCGCGCCCACCGGCCGCCGGCCCCG
ACGACAACGGTAAGGACGAACCCCCGCGTGCCAAGATGCCTCTCCGTTTGTCTG
TGCAAATTGCAATGCGGCTCACCCCATGCCATTGCCTGATTGCCATGCCTTGGTT
CTTAATCTTGCCAGGCGGGCGCGTGCGGCTTCAAGCACACCAACCAGTACCCCTTC
TCCTCCATGACGTCCTGCGGCAACGAGCCCATCTTCAAGGACGGCAAGGGCTGCG
GCTCCTGCTACCAGGTACTACTGCGTACTGACCACCACGGCGCCCACCGAACATG
CCAGATTAGCACAGTTGGTGCTGGCGCCCAGTCATTTTATTTGGTTGGTCAAATTA
AAGACGCCAGCATGTAGCGTCCGTAGCTAGCGAGCGCCCCACAGATTGCTCATCT
TGATGATGGGCAGCTAGGAGGAACGTGCATCCGTTGACCCTGTCGCGCCTGGCTT
TTACAGATTCGGTGCCTTAAGAGCAACCACCCCGCCTGCTCCGGCGTGCCGCAGA
CTGTGGTCATCACCGACATGAACTACTACCCGGTGGCCAAGTACCACTTCGACCT
CAGCGGCACGGCGTTCCGCTCCATGGCCAACACTACGGCCTCAACGACAAGCTCCGC
CACGCCGGGATCATCGACATGCAGTTCAGGAGGTCCGCCGCCTGCACCACCACCA
CCACCATTTCTGACGCGCATTTCACTCCTCGATCTCTCGTTTTGTGAAAATTAACC
CGCCGATCTCTCTCGGCCGTTGTCTCTGGTGCTGCAGGGTTCCGTGCAACTTCCCC
GGCCTGACGATCAACTTCGTTCGTCCAGCACGGCTCCAACCCCATGTACCTGGCGG
TGCTCGTCGAGTTCGAGGACAAGGACGGCGACGTGGTGCAGGTGGACATCATGC
AGCACAACCTCCGGCCACTGGGAGCCGATGCACGAGTCCTGGGGATCCATCTGGA
GGATCGACCCCAACCGCCCGCTCAAGGGCCCCTACTCGCTGCGCATCACCAACGA
GTCCGGCAAGCAGCTGGTGGCCAAGAACATCATCCCGGACAACACTACATCCCCAA
CACCAACTACCGCTCCTACGTCCAGTACTAACTGCGTGCTCCCCGTCGATCGGAT
CGATTATAGTGGCCGCCGTTGGCAATTGCGCTGAGGATTTTTTACCTCGGTTCCGT
TGTTGGTGTGTTTGTGCGTGTGTCCTGAAGGGGTGTGGGAAATTAGAGGAGGCAA
GCATCAACGTGTGCTCTCCCGCCCCTGTCACTCTACCATTACCAGTGTGTAACCA
GAAGATTATGGTTATAAATTATACATACAGTACGTGTGCTGCTATATATTA