

## IDENTIFICATION

**Species:** *Panicum hallii* HAL

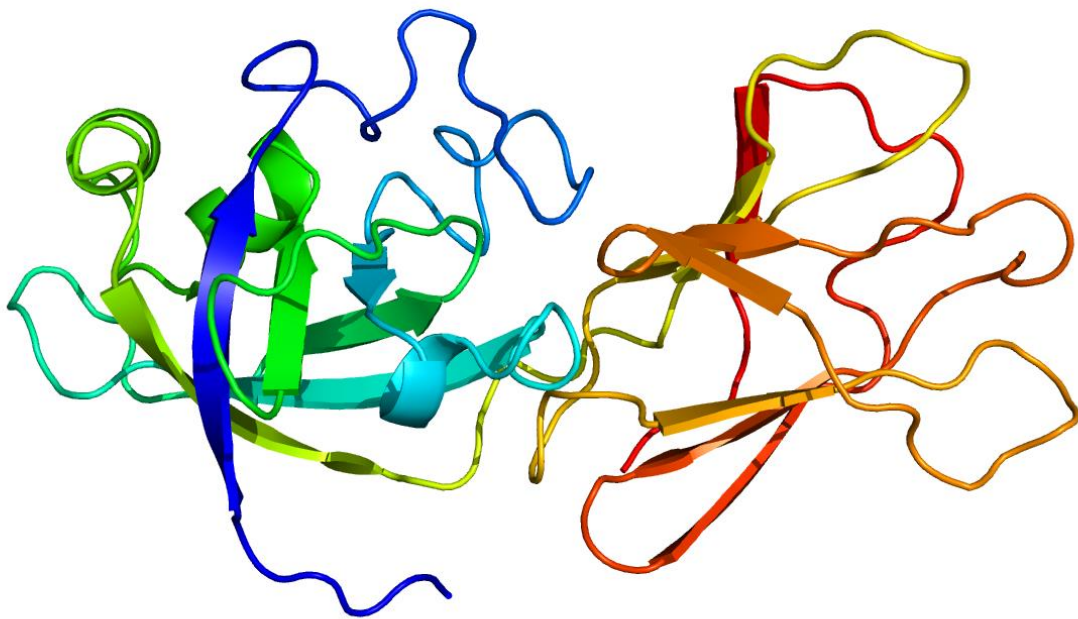
**Locus:** PhHAL.9G191800

**Gene Model:** PhHAL.9G191800.1.p

**Description:** PhhEXPB-16

**Family:** Beta Expansin

**3D structure:**



## GENOME DATABASES

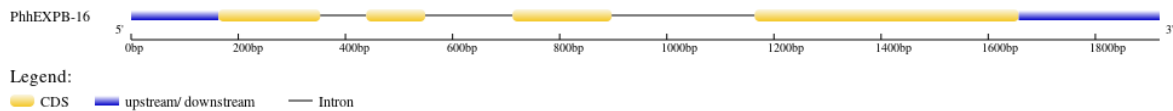
Phytozome: [https://phytozome-next.jgi.doe.gov/info/PhalliiHAL\\_v2\\_1](https://phytozome-next.jgi.doe.gov/info/PhalliiHAL_v2_1)

KEGG:-

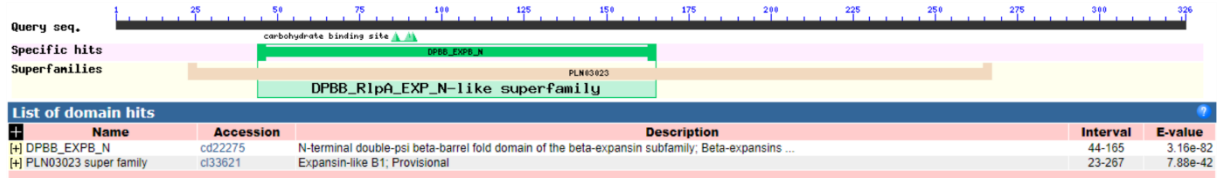
## EXTERNAL RESOURCES

-

## GENE STRUCTURE



## DOMAIN ARCHITECTURE



## SEQUENCES

### Peptide

>PhhEXPB-16

MASMIASSKVVTLGALIFLLLVS YGLCTRIVNFNASHITADPYWVAARATWYGAPTG  
AGPYDNGGACGFKNVNLPFSAMTSCGNQPLFKDGKGCSCYQIRCLNHPACSGNP  
ETVAITDMNYPVAKYHFDLSGTAFGALAQGRNDEL RHAGIIDIQFKRVP CIYPLGT  
VTFHIEHGSNPVYFAVLVEFEDGDGDV VQVDLMEANSGWWTMPRESWGSIWRLDS  
NHRLRAPFSLRITNESGQKLVA YQVIPANWAPNTY YRSNIQYQAMSSGAGLDMSSGA  
GLDISSTAGLVISSAAGLDTKILGISGLICLVFLCLHGIEVP\*

### CDS (coding sequence)

>PhhEXPB-16

ATGGCATCCATGATTGCCTCGTCCAAGGTGGTTACACTTGGTGCCTGATCTTCCT  
CCTCCTTGTCTCGTATGGCTTATGCACTAGGATCGTCAACTTCAATGCCTCCCACA  
TCACCGCGGACCCCTACTGGGTGGCTGCCAGGGCCACTTGGTATGGTGCGCCAAC  
CGGTGCTGGCCCCTACGACAATGGTGGGGCTTGC GGTTCAAGAACGTGAACCTG  
CCTCCTTTCTCGGCCATGACGTCGTGCGGTAACCAGCCCCTATTCAAGGATGGCA  
AGGGCTGCGGCTCGTGCTACCAGATAAGATGCCTCAACCACCCTGCGTGCTCCGG  
CAACCCGGAGACGGTGGCGATCACGGATATGAACTACTACCCAGTCGCCAAGTA  
CCACTTTGACCTCAGCGGCACGGCGTTTGGGGCCTTGGCACAGCCCGGCCGCAAC  
GACGAGCTCCGCCACGCCGGCATCATCGACATCCAGTTCAAGAGGGTGCCCTGCA  
TCTACCCCGGGCTGACAGTGACCTTCCACATCGAGCACGGCTCAAACCCCGTCTA  
CTTCGCAGTGCTTGTTGAGTTTGAAGATGGAGACGGCGATGTGGTCCAGGTGGAC  
CTCATGGAGGCCAACTCCGGGTGGTGGACGCCGATGCGGGAGTCATGGGGATCC  
ATCTGGAGGCTGGACTCCAACCACCGGCTCAGAGCGCCCTTCTCGCTGCGCATCA  
CCAACGAGTCCGGCCAGAAGCTGGTGGCGTACCAGGTCATCCCGGCCAATTGGG  
CGCCAACTTACTACCGCTCCAACATCCAGTACCAGGCTATGAGCTCTGGTGC  
TGGACTGGATATGAGCTCTGGTGTGGACTGGATATAAGCTCTACTGCTGGGCTG  
GTTATTAGCTCTGCTGCTGGGCTGGACACGAAAATTCTCGGGATCAGTGGCTTGA  
TTTGTGGTATTGTTTTGTTTGCATGGGATTGAGGTGCCTTAG

## Nucleotide

>PhhEXPB-16

AACCATGTGACCCCCACCAAAAAGACATCAGGTGCTCTGAGTTTGCTCCAGAGC  
CATGTGAACCCCCACCAAAGGATATCCTGCAATGTGCTTCTCGCTGACCATCGAA  
ACAGAGAGCTACATGTCTGCCTAGTACTAGCAACTAAAGAGCTCGCTAGTAAGAT  
GGCATCCATGATTGCCTCGTCCAAGGTGGTTACACTTGGTGCACTGATCTTCCTCC  
TCCTTGTCTCGTATGGCTTATGCACTAGGATCGTCAACTTCAATGCCTCCCACATC  
ACCGCGGACCCCTACTGGGTGGCTGCCAGGGCCACTTGGTATGGTGCGCCAACCG  
GTGCTGGCCCCCTACGACAATGGTATGTACATTAATGTCGGTGCATGGCGCCAGAT  
TGTATATGGCATGTATTGTTGTTGGATGATTTATAAGGTTCCGTGCATGCAGGTGG  
GGCTTGCGGGTTCAAGAACGTGAACCTGCCTCCTTTCTCGGCCATGACGTCGTGC  
GGTAACCAGCCCCTATTCAAGGATGGCAAGGGCTGCGGCTCGTGCTACCAGGTAC  
ATTACTTGGTCAGAGATACTATTTCTAGGATGTTCGATGTTGACAAGCTAATTTGTG  
CTGTCAGTCTCCCTCATGAAAATGGAAACAGAGGTAGACTGAGAGAAATTAGATT  
AGGGACAGTTTGGACTAAATCCTTTTCATTTGTTGCTGACCTTTTTTCAGATAAGATG  
CCTCAACCACCCTGCGTGCTCCGGCAACCCGGAGACGGTGGCGATCACGGATATG  
AACTACTACCAGTCGCCAAGTACCACTTTGACCTCAGCGGCACGGCGTTTGGGG  
CCTTGGCACAGCCCGGCCGCAACGACGAGCTCCGCCACGCCGGCATCATCGACAT  
CCAGTTCAAGAGGTCCGTGACATGCACTGCTCGTTTTCATAGAACCACAGGACAAC  
CAATCTCAAGGCCCTACACATACAGATTCATATCTCGACCGTCTTGCTACTTTGCT  
ATGGGGGCCCTTGTACTTTTGCTAACCGATTTTAACGACA ACTATCGGTTTGGGTAG  
ATTTGTAGATTTGCACAAATAGTAGTACTGCTTCCACTTTACAATTTGGCATTTTA  
GTATGCCTATGGACAAGCCTAATCCAAATTACATGTAACATGGCATGTTCCCTGTA  
GGGTGCCCTGCATCTACCCCGGGCTGACAGTGACCTTCCACATCGAGCACGGCTC  
AAACCCCGTCTACTTCGCAGTGCTTGTGAGTTTGAAGATGGAGACGGCGATGTG  
GTCCAGGTGGACCTCATGGAGGCCAACTCCGGGTGGTGGACGCCGATGCGGGAG  
TCATGGGGATCCATCTGGAGGCTGGACTCCAACCACCGGCTCAGAGCGCCCTTCT  
CGCTGCGCATCACCAACGAGTCCGGCCAGAAGCTGGTGGCGTACCAGGTCATCCC  
GGCCAATTGGGCGCCCAACACTTACTACCGCTCCAACATCCAGTACCAGGCTATG  
AGCTCTGGTGCTGGACTGGATATGAGCTCTGGTGGCTGGACTGGATATAAGCTCTA  
CTGCTGGGCTGGTTATTAGCTCTGCTGCTGGGCTGGACACGAAAATTCTCGGGAT  
CAGTGGCTTGATTTGTTTGGTATTGTTTTGTTTGCATGGGATTGAGGTGCCTTAGT  
TGATTAGCAGGTGACAGTGACATGTCGGGTGCCCTATGTTGTAGGTGGTGTGTTG  
TGTCTTGAGAGATTTGACGACTGGAAGTTAATCCTGTCCCGGAGAGAGTTGGAGG  
CGCGCCCCGACACGTCCGACCTGCCGGAGGCATTGTCGGTTGAGAGCTTCATCTT  
TCCGAAAAAAATTGAACCCAAATAATTTTCTATAAATTTCTTTGATTACTCTGCG  
GTTATTTTTTTGGAGTTTCTAAACATTTTTCGGTTGATTCCG