

## IDENTIFICATION

**Species:** *Eutrema salsugineum*

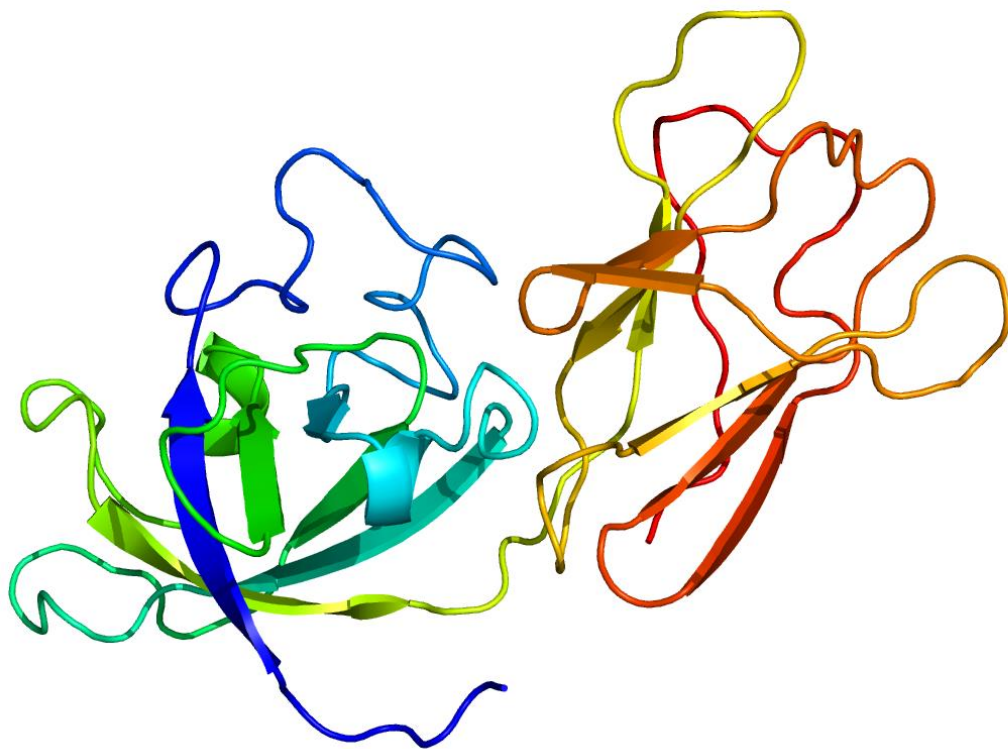
**Locus:** Thhalv10017119m

**Gene Model:** Thhalv10017119m

**Description:** EsEXPA-18

**Family:** Alpha Expansin

**3D structure:**



## GENOME DATABASES

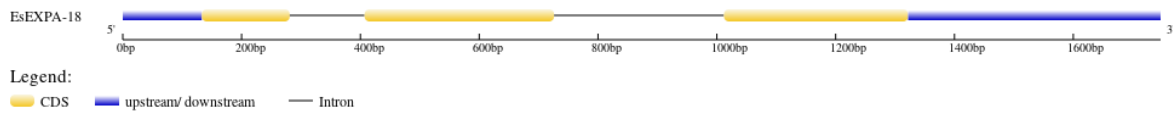
Phytozome: [https://phytozome-next.jgi.doe.gov/info/Esalsugineum\\_v1\\_0](https://phytozome-next.jgi.doe.gov/info/Esalsugineum_v1_0)

KEGG: <https://www.genome.jp/entry/T02985>


## EXTERNAL RESOURCES

-

## GENE STRUCTURE



## DOMAIN ARCHITECTURE



## SEQUENCES

### Peptide

>EsEXPA-18

MAIVKLVILFTTFLFLNIADAKIPGVYSGGAWQTAHATFYGGSDASGTMGGACGYGN  
LYSQYGTNTAALSTALFNNGMSCGACFELKCANDPQWCHSGSPSILITATNFCPPNL  
AQPSDNGGWCNPPRAHFDLAMPVFLKIAQYRAGIVPVS YRRVPCRKRGGIRFTINGH  
RYFNLVLITNVAGAGDIVRTSVKGSRTGWMSLSRNWQNWQSN AVLVGQSLFRVT  
GSDRRTSTSWNIVPSNWQFGQTFVGNFRV\*

### CDS (coding sequence)

>EsEXPA-18

ATGGCTATTGTTAAATTAGTAATCCTCTTCACCACATTTCTCTTCTTGAACATCGC  
CGACGCCAAAATCCCCGGCGTTTACTCCGGCGGCGCGTGGCAAACCGCACACGCC  
ACTTTCTACGGTGGCAGCGACGCCTCCGGCACTATGGGAGGAGCTTGTGGTTATG  
GGAACCTTTACAGCCAAGGCTATGGAACCAACACGGCTGCATTGAGCACGGCGC  
TGTTTAAACAACGGTATGAGTTGTGGAGCCTGCTTTGAGCTAAAATGCGCCAACGA  
TCCGCAATGGTGCCACTCAGGTAGCCCATCGATCCTCATAACAGCAACCAATTC  
TGCCCACCAAACTTGGCTCAGCCCAGCGATAACGGAGGATGGTGCAACCCGCCA  
CGTGCCCACTTCGACCTAGCCATGCCTGTCTTCTCAAGATCGCTCAATATCGCGC  
CGGCATTGTCCCGTCTCATACCGCAGGGTGCCTTGTAGGAAGAGAGGGGATA  
AGGTTTACGATCAACGGTCACCGTTACTTTAACTTGGTTCTGATCACTAACGTGGC  
GGGAGCAGGAGACATCGTGAGGACGAGCGTGAAAGGTTACGGACTGGTTGGAT  
GAGTTTGAGCAGGAAGTGGGGTCAAGAACTGGCAATCTAATGCTGTTTTGGTTGGT  
CAGTCACTTTCTTTCCGTGTCACAGGCAGTGACCGTAGAACCTCTACTTCATGGAA  
CATCGTTCCTTCTAACTGGCAGTTTGGTCAAACCTTTGTCGGGAAGAATTCAGGG  
TCTAA

### Nucleotide

>EsEXPA-18

AATTAACAAAAACCTAACTCGAAATCTTTAACAAGAGCGCAAGCTCGAAAGCG  
CTCTTGTTCTTTCTTTTCATCTTCCTCCTTTACCCTCATAGTAGTTTAAAACCCCTTT  
TTTGAATAACCCACACAAAAAATGGCTATTGTTAAATTAGTAATCCTCTTCACCA  
CATTTCTCTTCTTGAACATCGCCGACGCCAAAATCCCCGGCGTTTACTCCGGCGGC  
GCGTGGCAAACCGCACACGCCACTTTCTACGGTGGCAGCGACGCCTCCGGCACTA  
TGGGTCAAGTCCACAAGAAATAGAGCATAAAAAGTTTATTCTTTTAAAAACAAAAC  
AGAGCATAAAAACAGAGTAAATTCCTCAAGATCCTCTCTTTTCAATAACAATG

ATCTAATTTGAATTTACAGGAGGAGCTTGTGGTTATGGGAACCTTTACAGCCAAG  
GCTATGGAACCAACACGGCTGCATTGAGCACGGCGCTGTTTAACAACGGTATGAG  
TTGTGGAGCCTGCTTTGAGCTAAAATGCGCCAACGATCCGCAATGGTGCCACTCA  
GGTAGCCCATCGATCCTCATAACAGCAACCAATTTCTGCCACCAAACCTTGGCTC  
AGCCCAGCGATAACGGAGGATGGTGCAACCCGCCACGTGCCCACTTCGACCTAG  
CCATGCCTGTCTTCCTCAAGATCGCTCAATATCGCGCCGGCATTGTCCCCGTCTCA  
TACCGCAGGTACACAATCTTTTATCAATTTTTCTTGCCAATACTAACCTAAGTCCA  
TAATTATCGATTTTTCTTTAGACAAAACGGCTAGAAACATTTTGTAAATGGCGTTT  
TTTTTCACATTTGAACTTTACCTAATGATGTGCGAAAAACGAAATTTTTTAGTTAT  
TAACAAGTTTAGTACGCTTTTGTGTGTTATTTCAATTTTGACGATATGTTACTGAG  
TAAATGCAACTTTGGTGTCTTTTATTTTTGGTTTGTAAATGAGAGTGAAATGTTG  
GTATTTTTGTGTAGGGTGCCTTGTAGGAAGAGAGGGGATAAGGTTTACGATCA  
ACGGTCACCGTTACTTTAACTTGGTTCTGATCACTAACGTGGCGGGAGCAGGAGA  
CATCGTGAGGACGAGCGTGAAAGGTTACGGACTGGTTGGATGAGTTTGAGCAG  
GAACTGGGGTCAGAACTGGCAATCTAATGCTGTTTTGGTTGGTCAGTCACTTTCTT  
TCCGTGTCACAGGCAGTGACCGTAGAACCTCTACTTCATGGAACATCGTTCCTTCT  
AACTGGCAGTTTGGTCAAACCTTTGTGCGGAAGAATTTCAGGGTCTAAATCGGAG  
TTTCGAGAACTAAATTTGTGGGAGAATCGAAAAAAAATTAAGTGGTCGAG  
ACAAAAGAAAACCTCTCCGCTAATTCGCTTCTTCCTTTTTTTTTTCAAAATTTATA  
TATGGAAAGGAGAGAAAAAATGAGGGGAGAATAGTAGTATCTTTGACTTTTGTG  
TGTTTTTTCTTTTTTAATATTTATTTTCTTTTGTGTTTTAATTGTGAGTTGTAAGG  
GGAAAAAGGGGAGAGAGAAAGAGAGTAGCTGAAGTGGCTGTGAGAAAATTTGT  
AACAGCCCGCAGCTATCTCTAAAGTAATTTACATGGTTGGGTTGTAACGTTTAATT  
TCGTGTAATCTAAAAACATGGTTGTATTAATATGATACTATATAAATCTTCTGGT  
TCGTTTGAAATTTTAACTAGTCATTTACT