

## IDENTIFICATION

**Species:** *Setaria viridis*

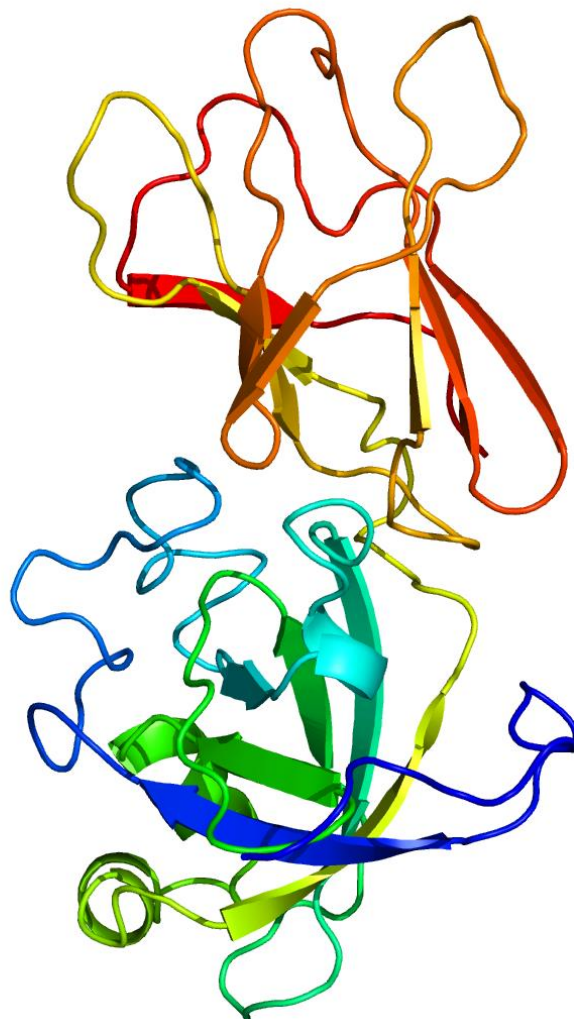
**Locus:** Sevir.9G337500

**Gene Model:** Sevir.9G337500.1.p

**Description:** SvEXPB-27

**Family:** Beta Expansin

**3D structure:**



## GENOME DATABASES

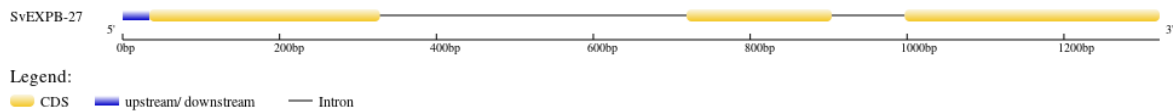
Phytozome: [https://phytozome-next.jgi.doe.gov/info/Sviridis\\_v2\\_1](https://phytozome-next.jgi.doe.gov/info/Sviridis_v2_1)

KEGG:-

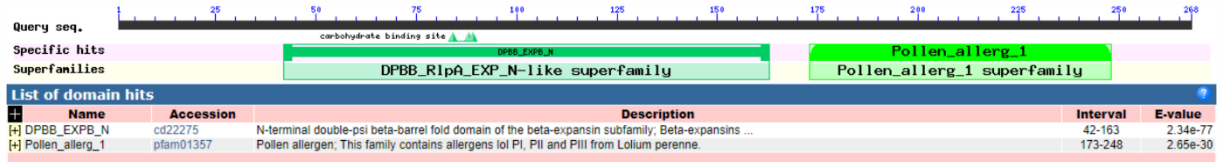
## EXTERNAL RESOURCES

-

## GENE STRUCTURE



## DOMAIN ARCHITECTURE



## SEQUENCES

### Peptide

>SvEXPB-27

MGSLANIVAVAAVLAALVGGGSCGPPKFPNITASYTGWLPARATWYGKPTGA  
GPDDNNGACGIKDVNLPYSGMTACGNVPIFKDGGKCGSCYEIRCKAPVECSNQPV  
VFITDMNYEPIAPYHFDLSGKAFGALAKPGLNDKLRHAGIIDLEFRRVRCKYTGQKI  
VFHVEKACNPNYLAVLVKQVADDGDIVQMEKDKASPEWRPMKLSWGAIWRMDTP  
KELKGPFSIRITSESGKKLVATDVIPANWKADTAYQSNIQF\*

### CDS (coding sequence)

>SvEXPB-27

ATGGGATCCCTCGCCAACATCGTGGCCGTGGCGGCCGTCCTGGCGGCGCTTGTCG  
GCGGCGGCTCGTGCAGGGCCCCGAAGTTCCTCCCGGCCCAACATCACGGCCAG  
CTACACCGGCAAGTGGCTCCCCGCCAGGGCCACCTGGTACGGCAAGCCACCGG  
CGCCGGCCCTGACGACAACGGCGGCGCCTGCGGCATCAAGGACGTGAACCTGCC  
GCCCTACAGCGGCATGACCGCCTGCGGCAACGTCCCCATCTTCAAGGACGGCAAG  
GGCTGCGGCTCATGCTACGAGATCAGATGCAAGGCGCCGGTGGAGTGCTCTAACC  
AGCCGGTGACGGTGTTCATCACCGACATGAACTACGAGCCCATCGCCCCCTACCA  
TTTCGACCTCAGCGGCAAGGCCTTCGGCGCCCTGGCCAAGCCCGGCTCAACGAC  
AAGCTCCGGCACGCCGGGATCATCGACTTGGAGTTCAGGAGGGTTCGGTGCAAGT  
ACACCGGTGGGCAGAAGATCGTGTTCACGTGGAGAAGGCGTGCAACCCCAACT  
ACCTGGCGGTGCTAGTCAAGTTCGTCGCTGACGACGGCGACATCGTGCAGATGGA  
GCTCAAGGACAAGGCGTCGCCGGAGTGGAGGCCGATGAAGCTCTCCTGGGGCGC  
CATCTGGAGGATGGACACGCCCAAGGAGCTCAAGGGCCCCTTCTCCATCCGCATC  
ACCAGCGAGTCCGGCAAGAAGCTCGTCGCCACCGACGTCATCCCGGCCAACTGG  
AAGCCGACACGGCCTACCAGTCCAACATCCAGTTCTAG

### Nucleotide

>SvEXPB-27

CACACAAGCACATTTCGAATAACAGTTTGGCAGAGATGGGATCCCTCGCCAACATC  
GTGGCCGTGGCGGCCGTCCTGGCGGCGCTTGTCGGCGGCGGCTCGTGCAGGGCCCC  
CGAAGTTCCTCCCGGCCCAACATCACGGCCAGCTACACCGGCAAGTGGCTCCC

CGCCAGGGCCACCTGGTACGGCAAGCCCACCGGCGCCGGCCCTGACGACAACGG  
CGGCGCCTGCGGCATCAAGGACGTGAACCTGCCGCCCTACAGCGGCATGACCGC  
CTGCGGCAACGTCCCCATCTTCAAGGACGGCAAGGGCTGCGGCTCATGCTACGAG  
GTGCGCGCATTGCTTGCACATTGCATTGCGTGACGTATTTCGCGTGCGTGACAGC  
CAGCACACAGGCCGGTTCTTGAAATACTAGATGTTATATATAATACTCCCTCCGTT  
CCAAATTATAAGTCATTCCAACCTTTCTTGGAGAGTCAAAGCATCTCAAGTTTGATC  
AAAATTATAGAGAAGATCACAAAAGTTTATGGCACCGAATAGATATACTATGAA  
AATATATTTAGTGAATAAACTAATGGTATCTATTTGGTATCATGAATGTTAGTACT  
TTATTGTATAAATTTGGTCAAACCTTGAGATGCTTTGACTCTTCAAGAAAGTTGGAA  
TGACTTATAATTTGGAACGGAGGGAGTAATAAACTGCTCGTGGCGTTGCTGCATG  
CAGATCAGATGCAAGGCGCCGGTGGAGTGCTCTAACCAGCCGGTGACGGTGTTT  
ATCACCGACATGAACTACGAGCCCATCGCCCCCTACCATTTTCGACCTCAGCGGCA  
AGGCCTTCGGCGCCCTGGCCAAGCCCAGCCCTCAACGACAAGCTCCGGCACGCCG  
GGATCATCGACTTGGAGTTCAGGAGGTCATTACATTGCTCGATCTATCAAACTC  
ATCCACGATCTGTGCAAGCCGTACGTGCAAAAAGGTGACAGTGTATCAACTGTGCG  
GCCTGCAGGGTTCGGTGCAAGTACACCGGTGGGCAGAAGATCGTGTTCCACGTGG  
AGAAGGCGTGCAACCCCAACTACCTGGCGGTGCTAGTCAAGTTCGTCGCTGACGA  
CGGCGACATCGTGCAGATGGAGCTCAAGGACAAGGCGTCGCCGGAGTGGAGGCC  
GATGAAGCTCTCCTGGGGCGCCATCTGGAGGATGGACACGCCCAAGGAGCTCAA  
GGGCCCTTCTCCATCCGCATCACCAGCGAGTCCGGCAAGAAGCTCGTCGCCACC  
GACGTCATCCCGGCCAACTGGAAGGCCGACACGGCCTACCAGTCCAACATCCAGT  
TCTAG